

SALES MAGAZINE 2024

- Bevel milling machines • Portable punching machines • Bending machines • Drilling and combi hammers
- Band saw machines • Circular sawing machines • Belt grinders • Diamond core drilling machines
- Pipe processing machines • Column drilling machines • Electromagnetic base drilling machines

WISENT THOMAS COCO DUSS ERLO REX CBC NITTO MPS WAL-ZER GERIMA



www.electrotool.nl



Stationary
band saw machines



Vertical
band saw machines



Double column
band saw machines



Core drilling machines



Measuring systems




Roller conveyors



Punching machines



Bevel milling machines



Belt grinders



Pipe grinders



Drilling and combi hammers



Column drilling machines



Bending machines



Roll grooving machines



Threading machines

WISENT TRANSPORTABLE BAND SAW MACHINES

Professional sawing machine, suitable for sawing steel, stainless steel, aluminium, plastic and copper.

- Electronically adjustable speed 30 ~ 80 m / min with electronic feedback
- Manual saw feed
- Dry cutting, without coolant or oil
- Mechanical saw blade tension
- Ball bearing saw guide



TLZ 100V
€ 550,-



TLZ 125V
€ 600,-



TLZ 175V
€ 955,-



TLZ 200V
€ 1.240,-

WISENT TRANSPORTABLE BAND SAW MACHINES								
Type	Capacity 90° mm	Capacity 45° mm	Motor 1 Phase kW	Cutting speed RPM	Miter L+R	Saw blade Ø mm	Machine weight	Article-number
TLZ 100V	Ø 100	Ø 65	0,85	30 - 80	0° - 45°	1.330 x 13 x 0,65	18 kg	667100027
TLZ 125V	Ø 125	Ø 80	1	30 - 80	0° - 60°	1.440 x 13 x 0,65	20 kg	667100226
TLZ 175V	Ø 150	Ø 100	1,5	30 - 80	0° - 60°	1.735 x 13 x 0,65	30 kg	667100028
TLZ 200V	Ø 170	Ø 130	1,65	30 - 80	0° - 60°	2.030 x 20 x 0,90	35 kg	667100229



Excellent quality bandsaw blades: flexible, long tool life, good chip evacuation, fast, low noise and vibration, gives a perfect sawing result.



WAL-ZER band saw blades					
Length	Teeth per INCH				Price
	6/10	8/12	10/14	14/18	
1.330 x 13 x 0,65 mm	•	•	•	•	€ 22,70
1.440 x 13 x 0,65 mm	•	•	•	•	€ 23,90
1.735 x 13 x 0,65 mm	•	•	•	•	€ 27,25
2.030 x 20 x 0,90 mm	•	•	•	•	€ 30,55

WISENT TRANSPORTABLE UNIVERSAL CIRCULAR SAW MACHINE MC355

professional cutting machine, suitable among others for cutting steel, aluminum or copper profile material.

- Including TCT saw blade 72T
- Miter 45°
- Dry cutting without coolant or oil
- High speed range (1.300 RPM)
- With quick-vice.



WISENT TCT HM circular saw blade W1 SERIE			
Dimensions mm	Teeth	Article number	Price
Saw blade Ø 355 x 2,4 / 2,0 x 25,4 mm	72T	6674355072	€ 83,-
Saw blade Ø 355 x 2,4 / 2,0 x 25,4 mm	80T	6674355080	€ 87,-
Saw blade Ø 355 x 2,4 / 2,0 x 25,4 mm	90T	6674355090	€ 95,-
Saw blade Ø 355 x 2,4 / 2,0 x 25,4 mm	100T	6674355100	€ 98,-

MC355
PRICE
€ 695,-



WISENT MC355								
Type	Capacity 90° mm	Capacity 45° mm	Motor 1 Phase kW	Cutting speed RPM	Miter left	Saw blade Ø mm	Machine weight	Article-number
MC355 QV	Ø 130	Ø 105	2,2	1300	0° - 45°	355	26 kg	253200001

WISENT STATIONARY HINGED CIRCULAR SAW MACHINES

Professional circular saw machines for fast, precise, straight and / or miter cut of profiles and solid materials.

- Machines come complete with: saw blade, double centering clamp, base cabinet and integrated coolant system.
- Height of saw bed ca. 955mm.

WISENT Saw blades SC / CZM 315L DV		
Ø 315 x 2,5 x 32 mm		
127100220	120T	€ 163,-
127100214	160T	€ 163,-
127100211	180T	€ 163,-
127100208	200T	€ 163,-
127100205	220T	€ 163,-

WISENT Saw blades CZM 350L DV		
Ø 350 x 2,5 x 32 mm		
127100292	120T	€ 197,-
127100289	140T	€ 197,-
127100286	160T	€ 197,-
127100283	180T	€ 197,-
127100280	200T	€ 197,-
127100277	220T	€ 197,-
127100274	280T	€ 197,-



WISENT circular saw machines for metal								
Type	Capacity 90° mm	Capacity 45° mm	Motor 3 Phase kW	Cutting speed RPM	Miter L+R	Saw blade Ø mm	Machine weight	Article-number
CZM315L DV	Ø 100	Ø 90	0,8 - 1,3	18 / 36	45° - 0° - 45° - 90°	315 x 2,5 x 32	230 kg	667100088
CZM350L DV	Ø 120	Ø 105	1,1 - 2,2	18 / 36	45° - 0° - 45° - 90°	350 x 2,5 x 32	245 kg	667100094

WISENT STATIONARY VERTICAL CIRCULAR SAW MACHINES

Professional circular saws for fast, precise, straight and / or miter cutting of profiles and solid materials.

- Machines come complete with: saw blade, anti-burr vice, quick-vice, base cabinet and integrated coolant system. VC315 manual, VC315HA semi-automatic.
- Height of sawbed ca. 900mm.

WISENT Saw blades VC315 / VC315HA		
Ø 315 x 2,5 x 32 mm		
127100220	120T	€ 163,-
127100214	160T	€ 163,-
127100211	180T	€ 163,-
127100208	200T	€ 163,-
127100205	220T	€ 163,-



WISENT circular saw machines for metal									
Type	Capacity 90° mm	Capacity 45° mm (R+L)	Capacity 60° mm (R)	Motor 3 Phase kW	Cutting speed RPM	Miter L+R	Saw blade Ø mm	Machine weight	Article-number
VC315	Ø 100	Ø 100	Ø 80	1,3 - 1,8	33 / 66	45° - 0° - 60°	315 x 2,5 x 32	270 kg	438103145
VC315HA	Ø 100	Ø 100	Ø 80	1,3 - 1,8	33 / 66	45° - 0° - 60°	315 x 2,5 x 32	300 kg	438103151



THOMAS CIRCULAR SAW MACHINE SC315L DV

Hand-operated hinged metal circular sawing machine


Professional circular saw for fast, precise, straight and/or miter cuts of profiles and solid materials.

- 3 Phase motor, 400 Volt, 0,9-1,3kW
- 2 cutting speeds 22/44 RPM
- Steel cabinet
- Double quick release clamp
- L + R miter 45° - 0° - 45°
- Cooling pump
- HSS circular saw blade
- Incl saw blade Ø 315 mm
- Vice opening 110 mm
- Working height 980mm
- Safety guard
- 24 Volt safety switch
- Weight ± 128 kg
- Article number 735100011

WISENT Saw blades SC315L DV		
Ø 315 x 2,5 x 32 mm		
127100220	120T	€ 163,-
127100214	160T	€ 163,-
127100211	180T	€ 163,-
127100208	200T	€ 163,-
127100205	220T	€ 163,-

SC315L DV	
Voltage	400Volt / 3Ph
Electric motor	0,9 / 1,3 kW
Cutting speed	2.200 / 4.400 RPM
Vice opening	110 mm
Coolant system	Standard
Miter devie L+R	45° - 0 - 45°
Saw blade dimensions Ø mm	315 x 2.5 x 32 mm
Weight ca.	128 kg
Article number	735100011

Capacity in mm			
	Ø	□	▭
90°	100	100	90 x 140
45°	90	90	90 x 100



SC315L DV
PRICE
€ 3.500,-



WISENT ALUMINUM MITER CIRCULAR SAW MACHINE

Manual hinged aluminum circular saw machine type AC350

- 3 Phase motor, 400 Volt, 1.5 kW / 1 cutting speed 3.300 RPM with brake
- Manual saw feed
- Including HM circular saw blade Ø350 mm
- 2 pcs adjustable horizontal pneumatic material vice
- Water-based venturi spray lubrication
- Horizontal turntable with swivel range 45° - 0° - 45°
- Miter freely adjustable, 9 fixed locking positions 45°- 30°- 22,5°-15°-0°- 15°- 22,5°- 30°- 45°
- False mitre (tilt) 0° - 45° L
- Base unit with door
- Chip extraction nozzle at the back
- Air spray and compressed air connection on the machine
- Working height 885 mm
- Weight 110 kg
- Article number 667100267

WISENT AC350			
	∅	□	▭
90°	100 mm	100 mm	195 x 100 mm
45° L+R	100 mm	100 mm	135 x 100 mm



Semi-automatic undercut aluminum circular saw machine type AC400PB

- 3 Phase motor, 400 Volt, 1.3 kW / 1 cutting speed 2.800 RPM
- Continuously adjustable hydropneumatic saw feed
- HM circular saw blade Ø 400 mm
- 2 pcs adjustable vertical pneumatic material vice
- Microdosing system precisely adjustable
- Two-hand control on the frontpanel
- Horizontal turntable with swivel range 45° - 0° - 45°
- Miter freely adjustable, 3 fixed locking positions 45° - 0° - 45°
- Rear guidance adjustable by approx. 70mm for a bigger cutting capacity
- Large hinged protective cover with safety switch
- Chip extraction nozzle at the back, air spray and compressed air connection on the machine
- Removable chip tray
- Working height approx. 885 mm
- Weight 130 kg
- Article number 667100255

WISENT AC400PB			
	∅	□	▭
90°	110 mm	100 mm	200 x 60 mm
45° L+R	100 mm	100 mm	140 x 60 mm



WISENT ACCESSORIES ALUMINUM SAWING MACHINE

WISENT HM circular saw blade for aluminum

Various quality saw blades available in different diameters, teeth and tooth shape. Long service life, low noise with a perfect cutting result.

WISENT CIRKEL Saw blade EN			
Dimensions mm	Vertanding	Article number	Prijs
Saw blade Ø 350 x 3,2 x 30 mm	84T	647350084	€ 240,-
Saw blade Ø 350 x 3,2 x 30 mm	108T	647350108	€ 275,-
Saw blade Ø 405 x 3,2 x 30	120T	3752000016	€ 340,-

mm



WISENT Dust extraction unit

Type VA1C
400 Volt, 2,2 kW
Maximum volume flow 2.800 m³/h
Complete with hose set
Article number 4726050100

VA1C
PRICE
€ 1.995,-



WISENT

MANUAL AND SEMI-AUTOMATIC BAND SAWING MACHINES

Manual saw arch lift, mechanical blade tension control, HM saw guide and with ball bearings, Manual adjustable quick-release clamp, complete with base box and coolant installation.

WISENT LZ215, manually operated: fully Manual operation, Manual closing of machine vice, Manual Sawing feed and Manual saw arch lift.

LZ150V, **LZ280S**, **LZ300S**, **ZIP30DA** en **ZIP32DA**, semi-automatic (hydraulic closed system): Manual closing of machine vice, Automatic Sawing feed and Manual saw arc lift.



LZ150V
PRICE
€ 1.650,-



LZ215
PRICE
€ 2.275,-



LZ280S
PRICE
€ 2.695,-

WISENT

Capacity in mm			
	∅	□	▭
90°	145	140	170 x 140
45° R	125	115	125 x 115
60° R	70	70	90 x 70

WISENT

Capacity in mm			
	∅	□	▭
90°	150	120	200 x 120
45° R	120	90	130 x 90
60° R	-	-	-

WISENT

Capacity in mm			
	∅	□	▭
90°	220	215	250 x 155
45° R	160	150	160 x 110
60° R	100	85	80 x 95

Fabriikaat	WISENT	WISENT	WISENT
Type	LZ150V	LZ215	LZ280S
Control	Semi-automatic	Manual	Semi-Automatic
Voltage	230Volt / 1 Phase	400Volt / 3 Phase	400Volt / 3 Phase
Electric motor	1,1kW	0,6 / 0,85 kW	0,75 / 1,1 kW
Saw feed	Stepless adjustable	Manual	Stepless adjustable
Cutting speed	Variable, 20 ~ 65 m/min	2 Speeds, 40 / 80 m/min	2 Speeds, 32 / 66 m/min
Vice opening	170 mm	215 mm	250 mm
Miter L + R	0° - 60° right	0° - 45° right	0° - 60° right
Dimensions Saw blade	1.735 x 13 x 0,65 mm	2.060 x 20 x 0,9 mm	2.450 x 27 x 0,9 mm
Working height	900 mm	900 mm	925 mm
Weight	100 kg	220 kg	280 kg
Article number	667100029	667100023	667100022



WISENT AND THOMAS

SEMI-AUTOMATIC BAND SAWING MACHINES

Manual saw bow lifting, mechanical blade tension with handwheel, precision blade-guide with tungsten carbide pads and with bearings, manually adjustable prism vice with quick lock lever, complete with base and integrated coolant system.

Semi-Automatic (hydraulic closed system):

Manual operating vice, automatic saw feed and manual saw bow lifting.

***Quick approach** - Fast rapid traverse to the material



THOMAS

WISENT

THOMAS

Capacity in mm			
	∅	□	▭
90°	225	200	240 x 140
45° R	140	140	135 x 150
60° R	60	60	60 x 85

Capacity in mm			
	∅	□	▭
90°	255	210	310 x 210
45° L	170	170	200 x 170
45° R	220	210	220 x 200
60° R	135	115	115 x 115

Capacity in mm			
	∅	□	▭
90°	255	250	300 x 220
45° L	160	160	190 x 100
45° R	200	190	190 x 170
60° R	110	110	110 x 130

Fabrikkat	THOMAS	WISENT	THOMAS
Type	ZIP30DA	LZ300S Quick Approach	ZIP32DA
Operation	Semi-Automatic	Semi-Automatic	Semi-Automatic
Voltage	400Volt / 3 Phase	400Volt / 3 Phase	400Volt / 3 Phase
Electric motor	0,75 / 1,1 kW	1,1 / 1,5 kW	1 / 1,4 kW
Sawing feed	Stepless Adjustable	Stepless Adjustable	Stepless Adjustable
Cutting speed	2 cutting speeds, 32 / 64 m/min	2 cutting speeds, 35 / 70 m/min	2 cutting speeds, 40 / 70 m/min
Vice opening	250 mm	310 mm	305 mm
Miter L + R	0° - 60° right	45° - 0° - 60° right	45° - 0° - 60° right
Dimensions Saw blade	2.450 x 27 x 0,9 mm	2.750 x 27 x 0,9 mm	2.750 x 27 x 0,9 mm
Working height	980 mm	950 mm	1.030 mm
Weight	230 kg	390 kg	350 kg
Article number	735100039	667100303	735100041



WISENT and THOMAS

SEMI-AUTOMATIC HYDRAULIC BAND SAW MACHINES

WISENT and THOMAS stationary Semi-automatic hydraulic band saw machines

Fully hydraulic controlled machines, continuously adjustable hydraulic saw blade feed, automatic saw bow lifting with limit switch, mechanical blade tension with handwheel, precision blade-guide with tungsten carbide pads and with bearings, complete with base and integrated coolant system.

Semi-automatic (hydraulic controlled): automatic closing of vice, automatic saw feed, automatic saw bow lifting and automatic opening of vice.

***Quick approach** - Fast rapid traverse to the material



Quick Approach*
in control lever

LZ300RHA QA
PRICE
€ 9.600,-



ST301SO EASY
PRICE
€ 13.725,-



Quick Approach*
in control lever

LZ350HA QA
PRICE
€ 11.400,-

WISENT

Capacity in mm			
	∅	□	▭
90°	255	255	310 x 160
45° L	185	180	170 x 230
45° R	180	170	140 x 220
60° R	115	115	115 x 160

THOMAS

Capacity in mm			
	∅	□	▭
90°	255	250	300 x 220
45° L	160	160	150 x 170
45° R	200	190	190 x 170
60° R	110	110	110 x 130

WISENT

Capacity in mm			
	∅	□	▭
90°	275	270	330 x 230
45° L	220	180	220 x 140
45° R	230	220	220 x 210
60° R	145	140	140 x 180

Fabrikkat	WISENT	THOMAS	WISENT
Type	LZ300RHA Quick Approach	ST301SO EASY	LZ350HA Quick Approach
Bediening	Hydraulic Semi-Automatic	Hydraulic Semi-Automatic	Hydraulic Semi-Automatic
Voltage	400Volt / 3 Phase	400Volt / 3 Phase	400Volt / 3 Phase
Electric motor	1,1 / 1,5 kW	1 / 1,4 kW	1,5 / 1,87 kW
Sawing feed	Stepless Adjustable	Stepless Adjustable	Stepless Adjustable
Cutting speed	2 cutting speeds, 35 / 70 m/min	2 cutting speeds, 33 / 66 m/min	2 cutting speeds, 35 / 70 m/min
Vice opening	310 mm	305 mm	360 mm
Miter L + R	45° - 0° - 60° Right	45° - 0° - 60° Right	45° - 0° - 60° Right
Dimensions Saw blade	2.750 x 27 x 0,9 mm	2.750 x 27 x 0,9 mm	2.925 x 27 x 0,9 mm
Working height	1.050 mm	940 mm	990 mm
Weight	400 kg	440 kg	675 kg
Article number	667100312	735100062	667100327



WISENT and THOMAS

SEMI-AUTOMATIC HYDRAULIC BAND SAW MACHINES

Fully hydraulic controlled machines, continuously adjustable hydraulic saw blade feed, automatic saw bow lifting with limit switch, mechanical blade tension with handwheel, precision blade-guide with tungsten carbide pads and with bearings, complete with base and integrated coolant system.

Semi-automatic (hydraulic controlled): automatic closing of vice, automatic saw feed, automatic saw bow lifting and automatic opening of vice.

***Quick approach** - Fast rapid traverse to the material



ST380SO EASY
PRICE
€ 17.425,-



Quick Approach*
in control panel

LZ460HA
PRICE
€ 11.900,-



Quick Approach*
in control lever

LZ530HA QA
PRICE
€ 13.975,-



Capacity in mm			
	∅	□	▭
90°	300	260	330 x 260
45° L	220	180	200 x 160
45° R	260	250	270 x 200
60° R	180	170	170 x 170

Capacity in mm			
	∅	□	▭
90°	330	330	460 x 250
45° L	305	280	305 x 250
45° R	305	280	305 x 250
60° R	205	180	205 x 250

Capacity in mm			
	∅	□	▭
90°	355	300	490 x 300
45° L	290	250	250 x 250
45° R	350	290	340 x 290
60° R	230	180	220 x 180

Brand	THOMAS	WISENT	WISENT
Type	ST380SO EASY	LZ460HA	LZ530HA Quick Approach
Operation type	Hydraulic Semi-Automatic	Hydraulic Semi-Automatic	Hydraulic Semi-Automatic
Voltage	400Volt / 3 Phase	400Volt / 3 Phase	400Volt / 3 Phase
Electric motor	1,5 / 1,8 kW	1,5 / 2,2 kW	2,2 kW
Sawing feed	Stepless Adjustable	Stepless Adjustable	Stepless Adjustable
Cutting speed	2 Speeds, 33 / 66 m/min	2 Speeds, 40 / 80 m/min	Var. RPM (inverter), 20 ~ 80 m/min
Vice opening	340 mm	460 mm	545 mm
Miter L + R	45° - 0° - 60° Right	45° - 0° - 60° Right	45° - 0° - 60° Right
Dimensions Saw blade	3.310 x 27 x 0,9 mm	3.960 x 27 x 0,9 mm	3.770 x 34 x 1,1 mm
Working height	940 mm	860 mm	960 mm
Weight	750 kg	830 kg	700 kg
Article number	735100048	667100026	667100334



BI-METAL BANDSAW BLADES SIMPLEX M42

WAL-ZER Excellent quality bandsaw blades: Flexible, long blade life, good chip evacuation, fast, low noise and vibration, give a perfect cutting result.

Simplex M42 bi-metal bandsaw blades with hardened teeth 8% cobalt, RC67-69 are suitable for the most common types of steel including stainless steel.



S=mm	Teeth per INCH
< 2,0	18 - 14 - 10/14
1,5 ÷ 3,0	10 - 8/12
3,0 ÷ 8,0	6/10
5,0 ÷ 12,0	5/8
> 7,0	4/6

WAL-ZER Bandsaw blades									
Length	Gearing							Price	
	2/3	3/4	4/6	5/8	6/10	8/12	10/14	From	For
1.735 x 13 x 0,65 mm					●	●	●	€ 30,25	€ 27,25
2.060 x 20 x 0,9 mm			●	●	●	●	●	€ 34,30	€ 24,05
2.450 x 27 x 0,9 mm			●	●	●	●	●	€ 39,80	€ 27,90
2.480 x 27 x 0,9 mm		●	●	●	●	●	●	€ 40,20	€ 28,15
2.750 x 27 x 0,9 mm		●	●	●	●	●	●	€ 43,65	€ 30,60
2.825 x 27 x 0,9 mm		●	●	●	●	●	●	€ 44,60	€ 31,25
2.845 x 27 x 0,9 mm		●	●	●	●	●	●	€ 44,85	€ 31,40
2.925 x 27 x 0,9 mm		●	●	●	●	●	●	€ 45,85	€ 32,10
3.240 x 27 x 0,9 mm		●	●	●	●	●	●	€ 49,90	€ 34,95
3.310 x 27 x 0,9 mm		●	●	●	●	●	●	€ 50,75	€ 35,55
3.810 x 27 x 0,9 mm		●	●	●	●	●	●	€ 57,15	€ 40,00
3.960 x 27 x 0,9 mm		●	●	●	●	●	●	€ 59,05	€ 41,35
3.770 x 34 x 1,1 mm	●	●	●	●	●	●	●	€ 87,45	€ 61,25
4.240 x 34 x 1,1 mm	●	●	●	●	●	●	●	€ 96,50	€ 67,55
4.880 x 34 x 1,1 mm	●	●	●	●	●	●	●	€ 108,80	€ 76,20
4.980 x 34 x 1,1 mm	●	●	●	●	●	●	●	€ 110,75	€ 77,55
5.650 x 34 x 1,1 mm	●	●	●	●	●	●	●	€ 123,65	€ 86,60
6.540 x 41 x 1,3 mm	●	●	●	●	●	●	●	€ 179,50	€ 125,65

Minimum order of 5 pieces

MPS LUBRICATION SYSTEM & ACCESSORIES

Suitable for circular saw, band saw, drilling machines and other drilling and cutting machines

Lubrication system ensure the correct dosage of lubricating oil on the saw blade, drill or other type of tool. Minimal use of lubricating oil makes the system environmental friendly and ensures "dry" machining and is economical in use, especially when sawing or drilling pipes and profiles. Runner is the type **MSD121**, open model, equipped with 2 dosing pumps and a 2,2 liter reservoir.

Complete with:

- 2 pieces double 3.5 meter air-hoses (oil and air)
- Orion compressed air connection.
- Magnetic coil 24Volt / DC (or your choice).
- Fork nozzle for bandsaw machine.

Options and accessories:

- MPS greasing oil, can à 5 liter
- Montage on to the machine
- Closed model in a box (MSD131)
- Special nozzles
- Ball shut-off valves
- Metal coated airhose
- Selector switch Micro-dosing system
- Coolant pump
- Level sensor



Bandsaw nozzle (27mm)
Art.nr. 472100073
€ 62,-



Circular saw nozzle
Art.nr. 472100080
€ 52,-



5 liter can
€ 67,-

MPS 443
Suitable for steel and aluminum.
Art.nr. 700100008

MPS 444
Suitable for aluminum (fast evaporation)
Art.nr. 700100010



Flex. tube with magnetic base
Art.nr. 472100061
€ 55,-



CU tube with magnetic base
Art.nr. 472100067
€ 55,-

Extra cost installation on the machine at € 385,-


MSD121
€ 695,-



ONLINE SAWLINE CONFIGURATOR

Create your sawline with our 3D sawline configurator.

Determine your own setup with our sawing machines, roller conveyors and measuring systems and receive your quote immediately.



Create your sawline at www.electrotool.nl/configurator



WISENT

ROCK SOLID M42 BI-METAL BANDSAW BLADES



WISENT Bandsaw blades

Length	Gearing					Price	
	2/3	3/4	4/6	5/8	6/10	FROM	For
2.450 x 27 x 0,9 mm			●	●	●	€ 31,85	€ 22,30
2.750 x 27 x 0,9 mm			●	●	●	€ 34,95	€ 24,50
2.925 x 27 x 0,9 mm			●	●		€ 36,70	€ 25,75
3.310 x 27 x 0,9 mm			●	●		€ 40,75	€ 28,55
3.770 x 34 x 1,1 mm			●	●		€ 69,95	€ 48,95
4.115 x 34 x 1,1 mm	●	●				€ 75,30	€ 52,75
5.200 x 34 x 1,1 mm	●	●				€ 91,95	€ 64,40
6.540 x 41 x 1,3 mm		●	●			€ 143,60	€ 99,50

Minimum order of 5 pieces



WISENT

BAND SAWING MACHINE LZ280S WITH MPS ROLLER CONVEYOR AND MPS70 MEASURING SYSTEM

Set existing of:

- 4 meter MPS infeed roller conveyor type 2000-2
- WISENT band sawing machine type LZ280S
- MPS 60° table bracket
- 4 meter MPS outfeed roller conveyor type 2000-2
- MPS length stop type MPS70, lengte 4 meter
- Effective measuring length approx. 3,6 meter
- Stop is foldable and spring buffered

WISENT LZ280S Band Sawing Machine
Semi-Automatic version

Closed MPS infeed roller conveyor type 2000-2

- Galvanized steel rollers ø 50 x 1,5mm
- Carrying capacity 150 kg/mtr.
- Roller width 350 mm
- Roller pitch 250 mm

MPS 60° table bracket
With mounting plate

LZ280S + MPS

SET PRICE


€ 6.800,-

Closed MPS discharge roller conveyor type 2000-2

MPS Manual measuring system type MPS70
Foldable and spring-buffered



MPS Sets	
LZ150V + MPS	€ 5755,-
LZ215 + MPS	€ 6.380,-
LZ280S + MPS	€ 6.800,-
ZIP30DA + MPS	€ 7.755,-
LZ300S + MPS	€ 10.235,-
ZIP32DA + MPS	€ 10.505,-
LZ300RHA + MPS	€ 13.705,-
ST30150 EASY + MPS	€ 17.055,-
LZ350HA + MPS	€ 16.005,-



MPS roller conveyors and length stops are shipped ex works Krimpen aan den IJssel.

WISENT

VERTICAL BAND SAW MACHINE VS500

Machine comes with:

- Bi-metal M42 saw blade
- Coolant installation
- Material stop
- Welding unit with cutting and grinding module

VS500	
Voltage	400Volt / 3 Fase
Electric motor	1,5 kW
Cutting speed	Variable 0 ~ 230 m/min
Cooling system	Standard
Tiltable work table	15 - 0 - 30°
Dimensions Saw blade	3.980 ~ 4.050 x 13 x 0,65 mm
Weight	470 kg
Article number	667100030



VS500
PRICE
€ 7.900,-



SEMI-AUTOMATIC VERTICAL HYDRAULIC BAND SAW MACHINE V2026NC

The Cosen **V2026NC** is a semi-automatic vertical hydraulic double-sided miter band saw machine for sawing construction materials and solid workpieces. A robust machine with an easy-to-use 14.5 cm "touch screen" operation. Infinitely adjustable hydraulic saw feed and sawing pressure. Variable adjustable speed (inverter) 20 ~ 80 m/min.

Linear saw frame guide and motor-controlled NC miter device L + R 60°. Cutting angle can be tilted forward up to 5°, very suitable for sawing profiles. Automatic hydraulic belt tensioning device increases the service life of the saw blade.

Short stroke hydraulic clamps, including clamp pressure control. Hydraulically adjustable saw guide, equipped with carbide saw blade guide and ball bearings. Powered chip brush for effective chip removal.

V2026NC	
Operation type	Hydraulic
Voltage	400Volt / 3 Phase
Electric motor	3,75 kW
Sawing feed	Stepless adjustable
Cutting speed	Variable, 20 ~ 80 m/min
Vice opening	510 mm
Miter L + R	4.880 x 34 x 1,1 mm
Dimensions Saw blade	1.000 mm
Working height	2.900 kg
Weight	168102026

Capacity in mm		
	Cutting angle 0°	Cutting angle 5°
90°	510x670	510x610
45° L	510x465	510x425
60° L	510x325	510x300
45° R	510x435	510x400
60° R	510x265	510x250



V2026NC
PRICE
€ 32.940,-



DOUBLE COLUMN SEMI-AUTOMATIC HYDRAULIC MITER BAND SAW MACHINES



SH-510LDMB
PRICE
€ 24.300,-



SH-710LDM
PRICE
€ 41.500,-

Cosen SH-510LDMB and SH-710LDM

Robust fully hydraulically controlled production sawing machines with a clear control panel. User-friendly controls and infinitely adjustable hydraulic saw feed and sawing pressure. Saw frame guidance by means of rigid linear guides on both columns. The angle of the saw blade type **SH-510LDMB** is 6° and for type **SH-710LDM** it is 10°, very favorable for sawing profiles.

Double-sided miter L+R 60°, **SH-510LDMB** manual miter, **SH-710LDM** automatic miter. Carbide saw blade guide and ball bearings, anti-vibration roller prevents vibrations of the saw blade. **SH-510LDMB** variable speed 25-60 m/min. **SH-710LDM** variable speed (inverter) 25 ~ 120 m/min.

Split-vice material clamp, material is clamped on two sides of the saw blade when cutting straight. Powered chip brush for effective chip removal.

Capacity in mm			
	∅	□	▭
90°	320	330	510 x 330
45° R	320	320	320 x 330
60° R	200	200	200 x 330

Capacity in mm			
	∅	□	▭
90°	470	420	710 x 420
45° R	420	420	450 x 420
60° R	320	320	320 x 420

Brand	COSEN	COSEN
Type	SH-510LDMB	SH-710LDM
Operation type	Hydraulic Semi-Automatic	Hydraulic Semi-Automatic
Voltage	400Volt / 3 Phase	400Volt / 3 Phase
Electric motor	2,25 kW	5,6 kW
Sawing feed	Stepless adjustable	Stepless adjustable
Cutting speed	Variable, 25 ~ 60 m/min	Variable, 25 ~ 120 m/min
Vice opening	510 mm	710 mm
Miter L + R	60° - 0° - 60°	60° - 0° - 60°
Dimensions Saw blade	4.980 x 34 x 1,1 mm	6.540 x 41 x 1,3 mm
Working height	780 mm	750 mm
Weight	1.400 kg	2.900 kg
Article number	168100510	168100710



DOUBLE COLUMN FULLY AUTOMATIC HYDRAULIC BAND SAW MACHINES



Cosen G320 and G420

Robust fully hydraulically controlled production sawing machines with a clear control panel. 14.5 cm Touch Screen Control technology with Mitsubishi PLC controller for 100 programs.

User-friendly controls and infinitely adjustable hydraulic saw feed and sawing pressure. Slanted saw frame with precision ground double columns for less torsion and vibration. Automatic hydraulic belt tensioning device increases the service life of the saw blade. Carbide saw blade guide and ball bearings, anti-vibration roller prevents vibrations of the saw blade.

Frequency controlled variable speed 20 ~ 100 m/min. Split-vice main clamp, material is clamped on two sides of the saw blade, residual piece approx. 50 mm. Terminal pressure control on main and supply terminal. Long service life of saw blades due to retraction system material clamp after saw cut. Hydraulic chip conveyor and powered chip brush for effective chip removal.

Capacity in mm			
	∅	□	▭
90°	325	325	325 x 380

Capacity in mm			
	∅	□	▭
90°	420	420	420 x 420

Brand	COSEN	COSEN
Type	G320	G420
Operation type	Fully automatic	Fully automatic
Voltage	400Volt / 3 Phase	400Volt / 3 Phase
Electric motor	3,75 kW	5,6 kW
Sawing feed	Stepless adjustable	Stepless adjustable
Cutting speed	Variable, 20 ~ 100 m/min	Variable, 15 ~ 80 m/min
Vice opening	325 mm	425 mm
Miter L + R	4.240 x 34 x 1.1 mm	4.770 x 41 x 1.3 mm
Dimensions Saw blade	790 mm	800 mm
Working height	2.200 kg	2.700 kg
Weight	16810G320	16810G420



MPS CLOSED ROLLER CONVEYORS TYPE 2000-2

MPS closed roller conveyors type 2000-2

More versions and length available, such as heavier-, wider- and driven roller conveyors.



MPS 60° table bracket

Option: 60° connection piece to assemble roller conveyor to the machine
Article number 472100487

€ 360,-



MPS roller conveyors type 2000-2	
Version	closed
Rollers	galvanised steel
Rollers size	Ø 50 x 1,5 mm
Roller width	350 mm
Roller pitch	250 mm
Carrying capacity	150 kg/mtr
Height Adjustable	1.000 mm
±50 mm	900 mm
	750 mm
Colour:	
Silver Gray	RAL7001
Anthracite	RAL7011
Minimum length	2 mtr
Ascending with	1 mtr

PRICE


MPS 2000-2, length 2 meter	€ 655,-
MPS 2000-2, length 3 meter	€ 935,-
MPS 2000-2, length 4 meter	€ 1.095,-
MPS 2000-2, length 5 meter	€ 1.420,-
MPS 2000-2, length 6 meter	€ 1.595,-
MPS 2000-2, length 7 meter	€ 1.910,-

MPS roller conveyors and length stops are shipped ex works Krimpen aan den IJssel.

MPS OPEN ROLLER CONVEYORS TYPE 5090

MPS open roller conveyors type 5090

The MPS 5090 conveyors are open and universally applicable. The MPS 5090 roller conveyors are available in sections of 2 and 3 meter, thus any desired length can be easily assembled.



Afbeelding:
3 meter MPS 5090 roller conveyor
with extra leg set (option)



€ 580,-

MPS 60° table bracket

Option: 60° connection piece to assemble roller conveyor to the machine
Artikelnummer 472100505

PRICE


MPS 5090, length 2 meter, 2 legs	€ 1.170,-
MPS 5090, length 3 meter, 2 legs	€ 1.315,-
MPS 5090, length 4 meter, 3 legs	€ 1.860,-
MPS 5090, length 5 meter, 3 legs	€ 2.065,-
MPS 5090, length 6 meter, 3 legs	€ 2.225,-
MPS 5090, length 7 meter, 4 legs	€ 2.785,-
MPS 5090, length 8 meter, 4 legs	€ 2.950,-

Opties en toebehoren o.a.:

	PRICE
Vertical guiding rollers (1*)	€ 248,-
materialsupport beams (2*)	€ 495,-
Extra rollers	€ 52,-
Extra conveyor leg (3*)	€ 305,-
60° connection piece	€ 580,-

MPS roller conveyors type 5090	
Version	open
Rollers	steel
Roller size	Ø 89 x 3 mm
Roller width	500 mm
Roller pitch	500 mm
Carrying capacity	600 kg/mtr
Height Adjustable	700 mm ~ 875 mm
	875 mm ~ 1050 mm
Colour:	
Black Gray	RAL7021
Minimum length	2 mtr
Ascending with	1 mtr

*Other color and height available at extra cost



MPS roller conveyors and length stops are shipped ex works Krimpen aan den IJssel.


MPS MANUALLY MOVABLE LENGTH STOP TYPE MPS70 AND MPS75

- Tape measure reading in mm (MPS70)
- Digital length reading (MPS75)
- Stop moves over an extruded aluminum profile
- Foldable stop, spring buffered and adjustable
- Rear guide in Trespa or bare steel
- Effective measurement length +/-450 mm
- Can be mounted on both the Left and Right side of the machine

Options and accessories include:

Pneumatic lock, Special versions, roller conveyors and other MPS measuring systems.

	MPS70	MPS75
Measure readout mm	1	0,1
Accuracy ±mm	0,5	0,1
Holding force N.	700	
Stop	Locking handle	
Stop width mm	180	
Stop	Foldable	
	Spring buffered	
Available length/mtr	2 ~ 12 mtr	
The MPS length stop	Profile	
Toeassing	Strip	
	Staff	



	PRICE
MPS70, length 2 meter	€ 1.165,-
MPS70, length 3 meter	€ 1.360,-
MPS70, length 4 meter	€ 1.555,-
MPS70, length 5 meter	€ 1.750,-
MPS70, length 6 meter	€ 1.945,-
MPS70, length 7 meter	€ 2.140,-
MPS75, length 2 meter	€ 1.775,-
MPS75, length 3 meter	€ 2.020,-
MPS75, length 4 meter	€ 2.265,-
MPS75, length 5 meter	€ 2.510,-
MPS75, length 6 meter	€ 2.755,-
MPS75, length 7 meter	€ 3.000,-

Prices are excl. roller conveyors. MPS roller conveyors and length stops are shipped ex works Krimpen aan den IJssel.

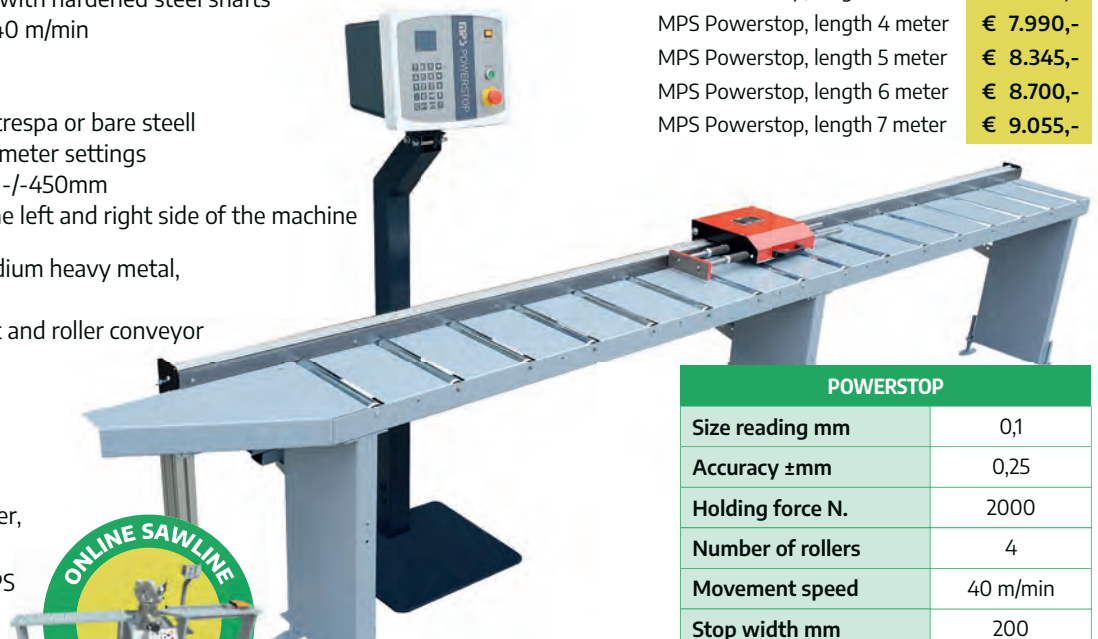

MPS AUTOMATIC DISPLACEABLE POSITIONING SYSTEM MPS POWERSTOP

- Control box with large numbers on full color LCD display and large pushbuttons
- Wide adjustable carriage, foldable and spring buffered
- Extruded aluminum profile with hardened steel shafts
- Positioning speed approx. 40 m/min
- Adjustable track rollers
- Electromagnetic blocking
- Rear guidance executed in trespa or bare steel
- Large number of fixed parameter settings
- Effective measuring length +/-450mm
- Can be mounted on both the left and right side of the machine

Application e.g.: light and medium heavy metal, aluminum and woodworking.
Excluding control box support and roller conveyor

Options and accessories:

Control box support, external free pull function, memory storage module, extended foot, barcode scanner, usb portal, cord security, roller conveyors and other MPS



	PRICE
MPS Powerstop, length 2 meter	€ 7.280,-
MPS Powerstop, length 3 meter	€ 7.635,-
MPS Powerstop, length 4 meter	€ 7.990,-
MPS Powerstop, length 5 meter	€ 8.345,-
MPS Powerstop, length 6 meter	€ 8.700,-
MPS Powerstop, length 7 meter	€ 9.055,-

POWERSTOP	
Size reading mm	0,1
Accuracy ±mm	0,25
Holding force N.	2000
Number of rollers	4
Movement speed	40 m/min
Stop width mm	200
Standard touch	Foldable
	Spring buffered
Available length/mtr	2 ~ 14

Prices are excl. roller conveyors.


MPS roller conveyors and length stops are shipped ex works Krimpen aan den IJssel.



WISENT AND MPS CUTTING LINE CONSISTING OF:

Example cutting line (part 1)

	PRICE
1 LZ530HA QA	€ 13.975,-
2 Infeed belt 4 meter	€ 1.860,-
3 Upright roller (each)	€ 248,-
4 Extra roller (each)	€ 52,-
5 Material inlay yoke (each)	€ 495,-



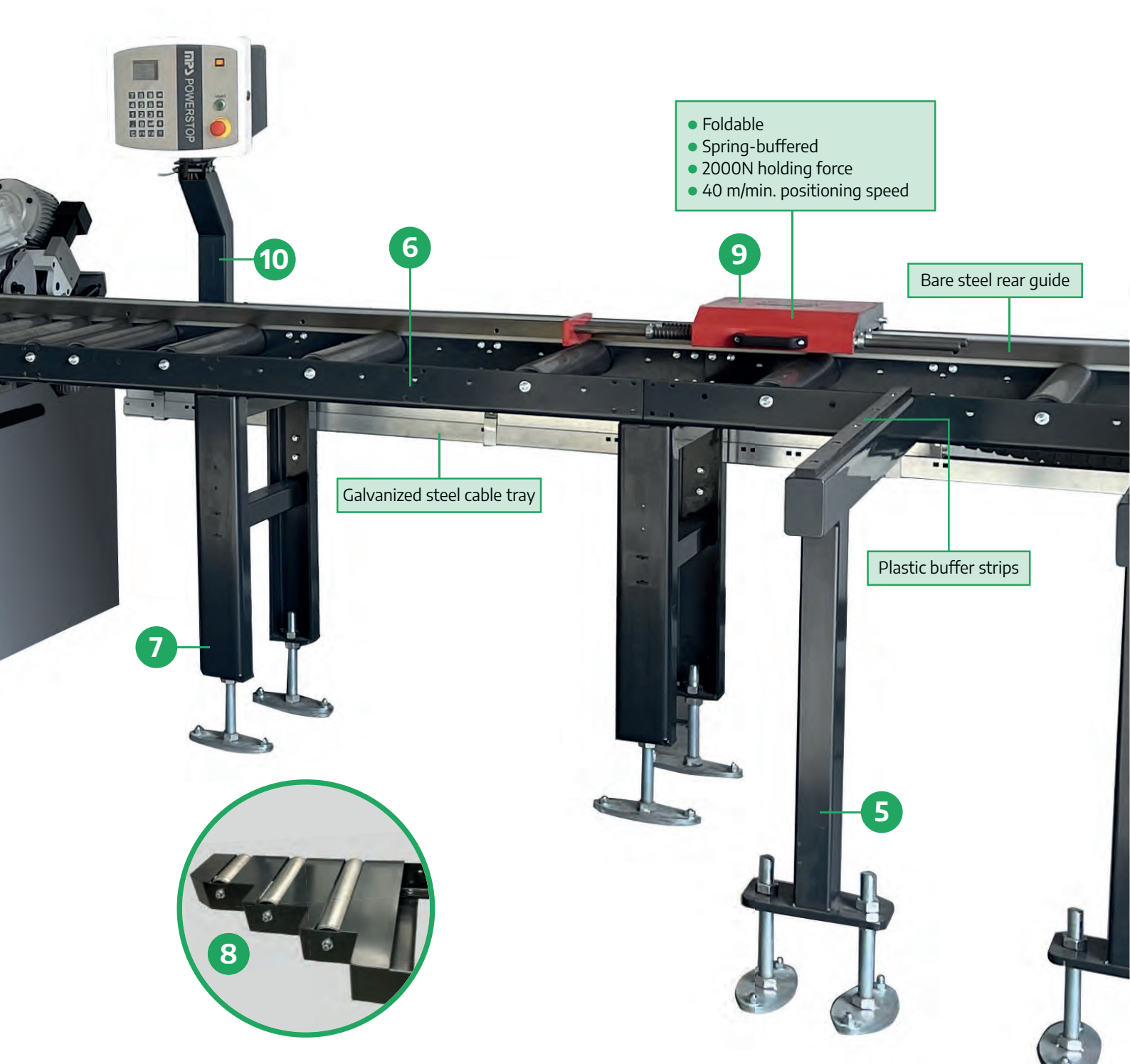
LZ530HA QA	
Controls	Hydraulic Semi-Automatic
Voltage	400Volt / 3 Phase
Electric motor	2,2 kW
Sawing feed	Stepless Adjustable
Cutting speed	Var. RPM (inverter), 20 ~ 80 m/min
Vice opening	545 mm
Miter L + R	45° - 0° - 60° Right
Dimensions Saw blade	3.770 x 34 x 1,1 mm
Working height	960 mm
Weight	700 kg
Article number	667100334

Capacity in mm			
	Ø	□	▭
90°	355	300	490 x 300
45° L	290	250	250 x 250
45° R	350	290	340 x 290
60° R	230	180	220 x 180



Example cutting line (part 2)

	PRICE
5 Material inlay yoke (each).....	€ 495,-
6 Outfeed belt 4 meter	€ 1.860,-
7 Additional leg set (each).....	€ 305,-
8 60° coupler	€ 580,-
9 MPS Powerstop 6 meter	€ 8.700,-
10 Support control box.....	€ 365,-





cbc® UNIVERSAL ELECTRIC BENDING MACHINE

Solid compact bending machine, with very powerful motor (230Volt, 1Phase) with automatic return. Bends quickly and precisely up to 180° with minimal deformation, for both thin and thick-walled pipe. UNI42D and UNI60D are equipped with a digital control unit with up to 50 programs of up to 9 bends each.



CBC ELECTRO MECHANICAL BENDING MACHINES				
Capacity:				
Copper Tube Ømm	42 x 1,5	42 x 1,5	54 x 4	54 x 4
Heating (Fe) Tube Ømm	42 x 3	42 x 3	54 x 4	54 x 4
Aluminum (Fe) Tube Ømm	42 x 3	42 x 3	54 x 4	54 x 4
Pg (Fe) Tube Ømm	38 x 1,5	38 x 1,5	54 x 2	54 x 2
Stainless steel Tube Ømm	30 x 2	30 x 2	42 x 3	42 x 3
Hydraulic Tube Ømm	42 x 3	42 x 3	54 x 4	54 x 4
Furniture (Fe) Tube Ømm	42 x 2	42 x 2	54 x 3	54 x 3
Gaspipes Ømm	1¼"	1¼"	1½"	1½"
Layered Tube Ømm	50	50	63	63
Radius min./max	3 - 4D	3 - 4D	3 - 4D	3 - 4D
Voltage	230Volt / 1Ph	230Volt / 1Ph	230Volt / 1Ph	230Volt / 1Ph
Electric motor	0,6 kW	0,6 kW	1,0 kW	1,0 kW
Weight	35 kg	35 kg	60 kg	60 kg
Article number	160100001	160100005	160100009	160100013

CBC formers with ring



Aluminum former, Type A
Suitable for: UNI42, 60, 70 & 76
Diameters Type A mm: Ø 6 - 63
Radius: 3 - 4D
Application: hard and soft copper tube, aluminum tube, soft brass tube.



Cast iron former, Type C & Type E
Suitable for: UNI42, 60, 70 & 76
Diameters Type C mm: Ø 6 - 75
Diameters Type E inch: Ø ¼" - 3"
Radius: 3 - 4D
Application: hard copper pipe, steel tube, stainless steel tube, hydraulic tube, titanium tube.



Cast iron former, Type L
Suitable for: UNI42, 60, 70 & 76
Diameters Type L gas: Ø ¼" - 2 ½"
Radius: 3 - 4D
Application: steel gas and steam pipe, stainless steel pipe, hydraulic pipe, titanium pipe.



Cast iron former, Type G
Suitable for: UNI42, 60, 70 & 76
Diameters Type G mm: Ø 6 - 60
Diameters Type G inch: Ø ¼" - 2"
Diameters Type G gas: Ø ½" - 2"
Radius: from 2D
Application: hard and soft copper tube, aluminum tube, soft brass tube, stainless steel tube, hydraulic tube

CBC former with fixed hook

CBC moveable cabinet Type 970

For: UNI42, UNI42D, UNI60 and UNI60D
160102177



CBC folding stand Type 42-60

For: UNI42, UNI42D, UNI60 and UNI60D
160102173



CBC Foot switch

For: UNI42, UNI42D, UNI60 and UNI60D
160102157



CBC reinforcement tie-rod

For: UNI60 and UNI60D
160102201



CBC revolving arm with lathe chuck

For: UNI42 and UNI60 series
Available in various lengths





cbc® STATIONARY UNIVERSAL ELECTROMECHANICAL BENDING MACHINE

Solid bending machines, equipped with very powerful 2 speed motor (400Volt, 3Phase) with automatic return. Bends quickly and precisely up to 180° with minimal distortion, for both thin and thick-walled pipes. Equipped with digital control unit with up to 50 programs of each up to 9 bends.

Optional:
formers, slider guides,
twin rollers, twin roller guide, etc.



UNI70C Plus
PRICE
€ 12.830,-



UNI76
PRICE
€ 17.500,-

CBC ELECTRO MECHANICAL BENDING MACHINES			
Capacity:			
Copper Tube Ømm	60 x 4		76,1 x 8
CV (Fe) Tube Ømm	60 x 4		76,1 x 6
Aluminum (Fe) Tube Ømm	60 x 8		76,1 x 8
Pg (Fe) Tube Ømm	60 x 2		76,1 x 6
Stainless steel Tube Ømm	60 x 3		76,1 x 4
Hydraulic Tube Ømm	60 x 4		76,1 x 6
Furniture (Fe) Tube Ømm	60 x 3		76,1 x 8
Gaspipes Ømm	2"		3"
Layered Tube Ømm	63		75
Radius min./max,	3 - 4D		3 - 4D
Voltage	400Volt / 3Ph		400Volt / 3Ph
Electric motor	1,5 / 2,2 kW		3,0 / 4,0 kW
Weight	210 kg		350 kg
Article numbers	160100026		160100029

CBC slider guides for thin-walled pipe



Slides for guiding thin-walled pipe.
Bronze version for stainless steel and brass for steel pipe

CBC Rollers for thick-walled pipe



Rollers for guiding thick-walled pipe.
Available for all tube diameters.
In combination with twin roller guide.


CBC twin roller guide



cbc® ELECTROHYDRAULIC PIPE BENDING MACHINE **UNI80**

Mandrel bending machines available in many designs and lengths. Ask for the versions and possibilities.

Price on request





WISENT STATIONARY HYDRAULIC BEND PRESSTABLE BT40T

- Solid steel work table with underlying cylinder
- Adjustable hydraulic working pressure with reading
- PLC control panel with touchscreen and foot pedal
- Easily adjustable stroke length
- Manually operated material stop on right side of the machine
- Comes complete with bending blocks (die and punch) 160 mm high

BT40T
PRICE
€ 11.225,-



WISENT BENDING TABLE BT40T	
Capacity	40 Ton
Capacity strip	160 x 12 mm
Electric motor	1,5 kW
V Former	160 x 80 mm
Stroke length	250 mm
Table size	1050 x 620 mm
Weight	ca. 680 kg
Article number	667100815

WISENT FLAT BENDERS

Eccentric angle benders suitable for flat, round and corner material of steel, copper and aluminum up to 120°. Complete with interchangeable bending blocks and material stop.

WISENT FLAT BENDERS		
Type	W70	W100
Capacity flat steel cold	70 x 6 mm	100 x 6 mm
Capacity flat steel warm	70 x 15 mm	100 x 15 mm
Weight	28 kg	31 kg
Article number	667100100	667100105



W70
PRICE
€ 280,-



W100
PRICE
€ 320,-



WISENT PIPE BENDERS



Pipe bender 90° with roller standard radius							
Suitable for thin-walled heating pipes							
Capacity Ø	10 mm	12 mm	15 mm	18 mm	20 mm	22 mm	28 mm
Bend radius Ø	43 mm	43 mm	60 mm	74 mm	87 mm	87 mm	95 mm
Length	460 mm	460 mm	600 mm	860 mm	900 mm	900 mm	1050 mm
Weight	1,40 kg	1,50 kg	2,30 kg	3,20 kg	4,30 kg	4,50 kg	5,70 kg
Article number	115200004	115200013	115200022	115200034	115200043	115200049	115200067*
Price	€ 52,15	€ 53,20	€ 64,40	€ 113,35	€ 113,35	€ 101,15	€ 153,20

*Equipped with 2 rollers



Pipe bender 90° with roller short radius			
Suitable for thin-walled heating pipes			
	12 mm	15 mm	22 mm
	30 mm	45 mm	75 mm
	440 mm	600 mm	900 mm
	1,50 kg	2,20 kg	4,00 kg
	115200079	115200088	115200097
	€ 61,35	€ 81,25	€ 128,65



Pipe bender 90° with slider standard radius							
Suitable for copper pipes							
Capacity Ø	10 mm	12 mm	15 mm	18 mm	20 mm	22 mm	28 mm
Bend radius Ø	43 mm	43 mm	60 mm	74 mm	87 mm	87 mm	95 mm
Length	460 mm	460 mm	600 mm	860 mm	900 mm	900 mm	1050 mm
Weight	1,40 kg	1,50 kg	2,30 kg	3,20 kg	4,30 kg	4,50 kg	5,70 kg
Article number	115200007*	115200010*	115200019*	115200031	11500040	115200046	115200064
Price	€ 52,15	€ 53,20	€ 64,40	€ 113,35	€ 113,35	€ 101,15	€ 153,20

*10 mm suitable for WICU Tube Ø 6 mm (10/6) *12 mm suitable for WICU Tube Ø 8 mm (10/6) *15 mm suitable for WICU Tube Ø 12 mm



Pipe bender 90° with slider short radius				
Suitable for copper pipes				
	10 mm	12 mm	15 mm	22 mm
	30 mm	30 mm	45 mm	75 mm
	440 mm	440 mm	600 mm	900 mm
	1,30 kg	1,60 kg	2,40 kg	4,10 kg
	115200070	115200076	115200091	115200100
	€ 61,35	€ 61,35	€ 81,25	€ 128,65



Pipe bender 90° with slider						
Suitable for WICU pipes *Size with casing / size WICU tube						
Capacity Ø	14 / 10	16 / 12	19 / 15	23 / 18	26 / 22	27 / 22
Bend radius Ø	60 mm	60 mm	75 mm	87 mm	95 mm	95 mm
Length	580 mm	600 mm	830 mm	830 mm	960 mm	980 mm
Weight	2,20 kg	2,20 kg	4,10 kg	6,90 kg	6,90 kg	6,90 kg
Article number	115200016	115200025	115200037	115200052	115200055*	115200058
Price	€ 75,05	€ 101,15	€ 113,35	€ 113,35	€ 159,35	€ 195,50

*Suitable for imitation WICU



pipe bender 90° with slider, extra short radius		
Suitable for thin-walled heating pipes		
	15 mm	22 mm
	30 mm	52 mm
	600 mm	900 mm
	2,20 kg	4,10 kg
	115200085	115200094
	€ 75,05	€ 145,50



Pipe bender 90° with roller						
Suitable for multilayered pipes, short construction length						
Capacity Ø	14 mm	16 mm	18 mm	20 mm	25 mm	32 mm
Bend radius Ø	43 mm	43 mm	51 mm	62 mm	74 mm	108 mm
Length	300 mm	330 mm	450 mm	450 mm	470 mm	620 mm
Weight	1,40 kg	1,40 kg	1,70 kg	2,00 kg	2,00 kg	3,70 kg
Article number	115200103	115200106	115200109	115200112	115200115	115200118
Price	€ 68,15	€ 68,15	€ 79,50	€ 87,85	€ 99,00	€ 138,50



Mini pipe bender 90° with roller	
Suitable for copper and thin-walled heating pipes	
	10 mm
	30 mm
	240 mm
	0,60 kg
	115200001
	€ 62,95



HANDHELD BEVEL MILLING MACHINES

High-quality bevel milling machines, very smooth milling surface, no post-processing, no material deformation, quick and easy change of carbide tips. Dry machining.



NITTO	CB01	ECB0203	CB02	CBR03	EMB0307B	AMBL0307	HB15B	ERM34S
Milling capacity: ALU	0 - 1C	0 - 3C	0 - 2C	0 - 3C	0 - 7C	0 - 7C	0 - 15C	0 - 17C
ST40 mm	0 - 1C	0 - 3C	0 - 2C	0 - 3C	0 - 7C	0 - 7C	0 - 15C	0 - 17C
RVS mm	-	0 - 1,5C	-	-	0 - 3C	-	-	0 - 10C
Milling radius: ALU		2 and 3R	2R	3R	2, 3 and 4R	2, 3 and 4R	-	3 and 4R
ST40 mm	-	2 and 3R	2R	3R	2, 3 and 4R	2, 3 and 4R	-	3 and 4R
RVS mm	-	2R	-	-	2 and 3R	-	-	3 and 4R
Angle adjustment	45°	45°	45°	45°	15° - 45°	15° - 45°	15° - 45°	15° - 45°
Electric motor	6bar/0,60Mpa	450 Watt	6bar/0,59Mpa	6bar/0,60Mpa	1.020 Watt	6bar/0,59Mpa	910 Watt	1.010 Watt
Voltage	Air	230Volt - 1Ph	Air	Air	230Volt - 1Ph	Air	230Volt - 1Ph	400Volt - 3Ph
RPM	28.000	10.000	13.000	12.000	13.000	13.000	2.750	3.000
Weight	0,5 kg	2,5 kg	1,8 kg	2,2 kg	2,5 kg	2,9 kg	15 kg	19 kg
Article number	500100037	500100013	500100040	500100042	500100004	500100046	500100001	673100001



TABLE BEVEL MILLING MACHINE SMT30-AER

Simple longitudinal guiding of materials, milling height easily adjustable, supplied as standard with 45° milling body and radius 3 guide bearing, compact, lightweight, dimensions work table 300 x 250 mm, equipped with adjustable legs.

Weight 15 kg.
 Dim. machine:
 450 x 250 x 250H mm
 Straight chisel blades 8-sided
 and radius 1,2 mm and 2 mm
 16-sided use.



SMT30-AER
 PRICE
€ 3.390,-

GERIMA SMT30-AER		
Milling capacity:	ALU mm	0 - 8C
	ST40 mm	0 - 6C
	RVS mm	0 - 3C
	ALU mm	1,2 - 6R
Milling radius:	ST40 mm	1,2 - 4R
	RVS mm	1,2 - 3R
Angle adjustment		30° - 45° - 60°
Electric motor		1.500 Watt
Voltage		230Volt / 1Ph
RPM		2.500 - 7.900
Weight		15 kg
Article number		1002203500





GERIMA HANDHELD BEVEL MILLING MACHINE

High-quality bevel milling machines, very smooth milling surface, no post-processing, quick and easy change of carbide tips, no material deformation, dry machining
Machines standard equipped with 30°, 45° or 60° carbide tip holder, carbide tip head from 0° to 80° available on request.

* With patented BOOSTER technology!



PRICE € 1.695,-	PRICE € 1.935,-	PRICE € 1.795,-	PRICE € 2.530,-	PRICE € 2.395,-	PRICE € 3.980,-	PRICE € 3.990,-
--------------------	--------------------	--------------------	--------------------	--------------------	--------------------	--------------------

GERIMA	SMA20-AEF	SMA20-APF	SMA30-AEF	SMA30-BPV*	SMA30-BER*	SMA40-BER*	SMA50-BEV*
Milling capacity: ALU mm	0 - 7C	0 - 7C	0 - 8C	0 - 9C	0 - 9C	0 - 16C	0 - 20C
ST40 mm	0 - 5C	0 - 5C	0 - 6C	0 - 8C	0 - 8C	0 - 16C	0 - 20C
RVS mm	-	-	-	-	0 - 5C	0 - 10C	-
Milling radius: ALU mm	1.2 en 2.5R	1.2 en 2.5R	1.2 t/m 6R	1.2 t/m 6R	1.2 t/m 6R	1.2 t/m 8R	3 t/m 10R
ST40 mm	1.2 en 2.5R	1.2 en 2.5R	1.2 t/m 4R	1.2 t/m 4R	1.2 t/m 6R	1.2 t/m 8R	3 t/m 8R
RVS mm	-	-	-	-	1.2 t/m 4R	1.2 t/m 4R	-
Angle adjustment	45°	45°	45°	30° / 45° / 60°	30° / 45° / 60°	0° - 80°	0° - 80°
Electric motor	1.200 Watt	6-7bar/20L/sec	1.500 Watt	6bar/30L/sec	1.500 Watt	1.750 Watt	2.000 Watt
Voltage	230Volt - 1Ph	Air	230Volt - 1Ph	Air	230Volt - 1Ph	230Volt - 1Ph	230Volt - 1Ph
RPM	11.000	12.000	7.900	12.000	2.500 ~ 7.900	2.000 ~ 7.600	6.600
Weight	2,95 kg	2,5 kg	3,5 kg	3,0 kg	3,5 kg	6,5 kg	9,5 kg
Article number	1002200000	1002200500	1002201000	1002203000	1002202500	1002204000	1002205000

GERIMA STATIONARY BEVEL MILLING MACHINE MMB600C

- Simple milling of sheets and profiles made from various materials
- Automatic material feed
- Easy height adjustment
- High-quality bevel cutting machine
- Very smooth milling surface
- No reworking
- Quick and easy exchange of inserts
- No material deformation
- Equipped with micro dosing system

Price on request



GERIMA Stationary bevel milling machine	
Milling capacity: ALU mm	0 - 30C
ST40 mm	0 - 30C
Electric motor	7.5 kW
Voltage	400Volt / 3Ph
RPM	2.000 - 6.000
Angle adjustment	20° - 50° / 25° - 55° / 30° - 60°
Max. material thickness	100 mm
Weight	ca. 1.000 kg



WISENT STATIONARY BELT GRINDERS

Generally applicable for all metal types, powerful motor, belt dimensions 75 x 2000 mm and 150 x 2000 mm. Vibration-free and low-noise due to stable construction, heavy stable base, spark box for collection of grinding residues, large grinding surface, automatic belt tensioner, low noise level, quick change of grinding belt, contact and drive wheel balanced, quick adjustable working height, including 1 grinding belt, BSM series prepared for dust extraction

WISENT BSM75	
Type	BSM75
Belt dimension	75 x 2000 mm
Grinding surface top side	75 x 530 mm
Motor 400 Volt	3,0 kW
Belt speed	34 m/sec
Weight	85 kg
Article number	667100001



BSM75
PRICE
€ 875,-



BSM150
PRICE
€ 1.285,-

WISENT BSM150	
Type	BSM150
Belt dimension	150 x 2000 mm
Grinding surface top side	150 x 530 mm
Motor 400 Volt	2.2 / 2.8 kW
Belt speed	18 - 36 m/sec
Weight	115 kg
Article number	667100007



WISENT Dust collector
 Easy to mount on the back of the belt grinder
 Art.nr. 667100004

€ 405,-



WISENT STATIONARY BELT GRINDERS WITH INTEGRATED EXTRACTION

Generally applicable for all metal types, powerful motor, belt dimensions 75 x 2000 mm and 150 x 2000 mm. Vibration-free and low-noise due to stable construction, heavy stable base, spark box for collection of grinding residues, large grinding surface, automatic belt tensioner, low noise level, quick change of grinding belt, contact and drive wheel balanced, quick adjustable working height, including 1 grinding belt, BSMA series with integrated separately powered dust extraction, double extraction with filter in collection box.

WISENT BSMA75	
Type	BSMA75
Belt dimension	75 x 2000 mm
Grinding surface	75 x 530 mm
Motor 400 Volt	4,0 kW
Belt speed	34 m/sec
Weight	110 kg
Article number	667100003



BSMA75
 PRICE
€ 1.675,-



BSMA150
 PRICE
€ 2.295,-

WISENT BSMA150	
Type	BSMA150
Belt dimension	150 x 2000 mm
Grinding surface	150 x 530 mm
Motor 400 Volt	4,0 kW
Belt speed	34 m/sec
Weight	140 kg
Article number	667100009



WISENT PIPE NOTCHERS

Simple and fast operation to work around pipes at an angle of 90° to weld together, suitable for thin-walled steel, stainless steel, aluminum and other pipes, hand operated or electric version, multiple diameters in one device, * WHZ zinc spout.



WH1422	WH2843	WH5061	WHZ
PRICE	PRICE	PRICE	PRICE
€ 285,-	€ 360,-	€ 495,-	€ 295,-

WISENT pipe notchers					
Type	External pipe diameter	Max.wall thickness in ST40	Version	Weight	Article number
WH1422	1/4" - 3/8" - 1/2"	3 mm	Manual	6,5 kg	667100040
WH2843	3/4" - 1" - 1.1/4"	3 mm	Manual	8 kg	667100042
WH5061	1.1/2" - 2"	3 mm	Manual	15 kg	667100044
WHZ	3/4" - 2"	4 mm	Manual	6 kg	667100046

WISENT DEBURRING MACHINE

Easy operation, low noise, vibration-free, material stop adjustable in height, quick change of deburring brush, prepared for dust extraction Ø50 mm, machine is supplied incl. deburring brush.



OM200T
PRICE
€ 745,-

WISENT deburring machine	
Type	OM200T
Deburring brush	Ø200 x 45 mm
Available speed	2
RPM min./max.	1400 / 2800
Motor 400 Volt	0,75 kW
Weight	28 kg
Article number	667100127

WISENT PIPE GRINDING MACHINE

Powerful and robust 2-speed machine. Comes complete with roller set from 1/2" to 2.1 / 2" (20 to 76 mm). Ideally suited for steel, stainless steel and non-ferrous metal. Grind angle variable adjustable from 30° to 90°. Adjusting and tensioning device for grinding belt. Rolls can be changed quickly and easily. Including 1 grinding belt. Spark box for collection of grinding residues. Stable machine base with holder for 8 rolls. Prepared for dust-extraction



Complete with rollerset

PRC76A
PRICE
€ 2.350,-

WISENT pipe grinding machine	
Motor 400 Volt	2,2 / 2,8 kW
Belt speed m/sec	15 / 30 m/sec
Belt dimension mm	100 x 2000 mm
Roller set	1/2" t/m 2.1/2"
Grind angle	30° - 90°
Working Height	900 mm
Weight	180 kg
Article number	667100010

WISENT BELT GRINDING MACHINE

Takes up less space of your workshop. Equipped with a 3 kW motor. Automatic belt tensioner. Belt can be changed quickly and easily. Vibration-free and low-noise due to stable construction



CVB75
PRICE
€ 795,-

WISENT belt grinding machine	
Motor 400 Volt	3,0 kW
Belt speed m/sec	26 m/sec
Belt dimension mm	75 x 2000 mm
Working height	970 mm
Weight	48 kg
Article number	667100018



KWTOOLS INSTALLATION TOOLS

Set consisting of:

Pipe wrench WS7, WS10 and WS12
Capacity: 10 - 24, 10 - 36 and 10 - 48 mm



Set water pump pliers	
Type	WS71012
Capacity	24, 36 en 48 mm
Length	175, 250 en 300
Weight	0,91 kg
Article number	852400178
Price of set	€ 32,25

Victor plastic hose / pipe shears

Suitable for almost all PVC, rubber, vinyl hoses and pipes up to Ø38 mm in which no steel is processed.



Plastic hose / pipe shears		
Type	VC28	Spare blade
Capacity Ø mm	38	-
Length	215	85
Weight	0,17 kg	0,05 kg
Article number	855600073	855600076
Price	€ 32,25	€ 8,85

REX Ball bearing pipe cutter

coated cutting wheels and guide rollers
Cutting wheel type Z1906U
Cuts very softly
Suitable for steel and stainless steel



Ball bearing pipe cutter			
Type	N30S	N42S	RB67S
Capacity Ø mm	4 - 32	6 - 43	6 - 70
Wall thickness ± mm	4	4	4
Weight	0,35 kg	0,44 kg	1,05 kg
Article number	854500928	854500931	854500934
Price	€ 74,-	€ 93,-	€ 140,-

Set consisting of:

Pipe wrench WS10,
Swedish pipe wrench SPC1 and SPC1.5
Capacity: 10 - 36, 10 - 48 and 10 - 60 mm



Set of water pump plier + swedish pipe wrenches	
Type	WS10115
Capacity	36, 48 en 60 mm
Length	250, 340 en 430
Weight	2,20 kg
Article number	852400175
Price of set	€ 57,25

KW Tools Pipe cutter

Equipped with HSS cutting wheels type Z1906U
With 4 rollers
Complete with deburrer
Suitable for copper, steel, stainless steel and aluminum



Universal pipe cutter		
Type	335U	345U
Capacity Ø mm	3 - 35	3 - 45
Wall thickness ± mm	4	4
Weight	0,57 kg	0,63 kg
Article number	855900012	855900014
Price	€ 29,15	€ 36,40

KW Tools Ratchet pipe cutter

Suitable for copper, steel, stainless steel and aluminum
With built-in ratchet mechanism
Automatic feeding, Cuts very softly



Ratchet pipe cutter		
Type	PCR-35	PCR-66
Capacity Ø mm	16 - 35	35 - 66
Wall thickness ± mm	4	4
	0,96	1,65
Article number	851900013	851900016
Price	€ 340,-	€ 395,-

KWTOOLS RATCHET SOCKET WRENCHES



RN point ratchet socket wrenches											
Type	RN1013	RN1317	RN1719	RN1721	RN1922	RN1924	RN2430	RN2730	RN2732	RN3032	RN3036
Capacity Ø mm	10 x 13	13 x 17	17 x 19	17 x 21	19 x 22	19 x 24	24 x 30	27 x 30	27 x 32	30 x 32	30 x 36
Length	225	265	310	310	310	355	400	400	400	400	455
Weight	0,16 kg	0,24 kg	0,40 kg	0,40 kg	0,43 kg	0,68 kg	1,08 kg	1,08 kg	1,08 kg	1,08 kg	1,40 kg
Article number	854900004	854900013	854900025	854900028	854900040	854900043	854900070	854900076	854900079	854900082	854900085
Price	€ 43,45	€ 45,60	€ 50,70	€ 50,70	€ 57,65	€ 58,30	€ 73,15	€ 77,20	€ 77,20	€ 81,25	€ 88,30



REX THREADING MACHINE FP50 AV

- Compact and light, 55kg.
- Simple service.
- Adjustable cut depth- and length.
- Automatic stop.
- Left / right rotation.
- Cutting heads and blades are interchangeable.
- Self-switching carbon brushes.
- Automatic oil supply.
- Foot switch will be included

Optional: Portable roll grooving machine Type M

Standard Issue 2 ~ 6".


Optional rollersets available for 1" and 1¼ ~ 1½".

Article number: 854500619



Optional:
M+Mountbase
PRICE
€ 1.290,-

FP50 AV	
Cap. max. Ø gas	2"
RPM	40
Engine power Watt	700
Automatic cutting head	½ - 2"
Threading Blades	½ - ¾"
	1 - 2"
Weight	55 kg
Article number	854500021



FP50 AV
PRICE
€ 2.775,-



REX ROLL GROOVING MACHINES

Extensive range of roll grooving machines, manual to CNC version.

- Portable roll grooving machines suitable for threading and driven machines: type M and RG150M.
- Manual roll grooving machines: types NPG150M and RG150.
- Automatic roll grooving machines: type 150ADX and GM1
- Automatic CNC controlled roll grooving machines: type GM2. (Not depicted)



M+Mountbase
PRICE
€ 1.290,-

FPG150M
PRICE
€ 3.190,-

RGRH
PRICE
€ 4.395,-

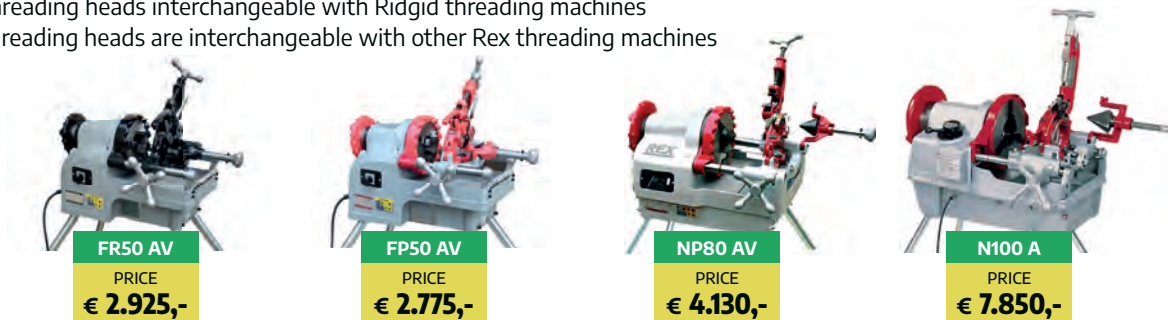
RG150ADX
PRICE
€ 9.895,-

REX roll grooving machines				
	Manual feed			Automatic feed
Cap. steel pipe sch. 10	1 ~ 6"	1 ~ 6"	1 ~ 16"	1 ~ 16"
sch. 40	1 ~ 3"	1 ~ 3"	1 ~ 12"	1 ~ 8"
1 phase electric motor	-	600	-	700
RPM	-	40	-	29 - 59
Weight	14,5 kg	50,5 kg	35,8 kg	85 kg
Standard edition	2 ~ 6"	2 ~ 6"	2 ~ 6"	2 ~ 6"
Optional roller set	1"	1"	1 ~ 1½"	1 ~ 1½"
	1¼ ~ 1½"	1¼ ~ 1½"	8 ~ 12"	8 ~ 12"
			14 ~ 16"	14 ~ 16"
Article number:	854500616	854500752	854500673	854500766

REX THREADING MACHINES

Powerful automatic threading machines, light in weight, adjustable cutting depth and length. Self-shutdown carbon brushes and automatic oil supply. Comes complete with: cutting heads, cutting blades, pipe cutter, foot switch and insert legs.

- FR50 AV: Dies and threading heads interchangeable with Ridgid threading machines
- FP50 AV: Dies and threading heads are interchangeable with other Rex threading machines



FR50 AV
PRICE
€ 2.925,-

FP50 AV
PRICE
€ 2.775,-

NP80 AV
PRICE
€ 4.130,-

N100 A
PRICE
€ 7.850,-

REX threading machines				
Cap. max. Ø gas	2"	2"	3"	4"
RPM	39	39	29	13 - 24 - 43
1 phase electric motor	700	700	700	750
Manual cutting head	-	-	2½ - 3"	-
Automatic cutting head	½ - 2"	½ - 2"	½ - 2"	½ - 2"
Profile cutting head	-	-	-	2½ - 4"
Thread cutting dies	½ - ¾" R	½ - ¾"	½ - ¾"	½ - ¾"
	1 - 2" R	1 - 2"	1 - 2"	1 - 2"
			2½ - 3"	2½ - 3"
Weight	55 kg	55 kg	67 kg	127 kg
Article number:	854500024	854500021	854500034	854500037



DUSS DRILLING AND COMBI HAMMERS

Machines of the highest quality level! Once DUSS, always DUSS!

Various Duss dust extraction sets available

ASG12



ASG8



Large drilling-chopping capacity with active vibration damping RVA



DUSS drilling and combi hammers

Type	Rated power	Drill cap. in hard concrete	Impact energy joule	RPM	Type hammer	RPM Adjustable	Machine weight	Tool holder	Article number
P26C	710 Watt	Ø 5 - 30 mm	0 ~ 3,6	0 - 700	Combi hammer	Stepless	3,9 kg	SDS plus	200100013
PX48A	920 Watt	Ø 8 - 55 mm	0 ~ 7	0 - 480	Combi hammer	Stepless	5,1 kg	SDS max	200100028
PX78	1.500 Watt	Ø 12 - 80 mm	4,5 ~ 10	170 - 310	Combi hammer	Stepless	7,6 kg	SDS max	200100034
PX96	1.300 Watt	Ø 12 - 80 mm	4,5 ~ 11	120 - 260	Combi hammer	Stepless	8,6 kg	SDS max	200100037

DUSS DIAMOND CORE DRILLS

Built-in unique safety (slip) coupling (roller coupling) with soft starting torque that protects the user against injuries and the machine against overload. This allows large diameters to be drilled without a tripod.

Handy due to compact construction - Electronic overload protection - Fine adjustment of water dosing - Quick changeover between manual drilling and drilling with a stand - Very effective dust extraction during dry drilling - Ergonomic handle and side handle.



Diamond core drill with soft stroke.

Dry drilling in concrete, reinforced concrete, highly compressed sand-lime brick and masonry.

DUSS diamond core drills

Type	Rated power	Cap. manually controlled wet	Cap. manually controlled dry	Cap. on drill standard wet	Cap. sewer pipe manually	Variable RPM	Machine weight	Tool holder	Article number
DIA150W	1.800 Watt	Ø 52 - 162 mm	Ø 82 - 212 mm	Ø 52 - 162 mm	tot Ø 202 mm	480 ~ 630	6,1 kg	G 1/2"	200100079
DIA203W	2.000 Watt	Ø 12 - 137 mm	Ø 52 - 202 mm	Ø 12 - 137 mm	tot Ø 202 mm	690/1.290/2.420	6,4 kg	G 1/2"	200100083
DIA303W	2.000 Watt	Ø 32 - 202 mm	Ø 52 - 300 mm	Ø 32 - 202 mm	tot Ø 300 mm	360/680/1.270	6,4 kg	G 1/2"	200100085
DIA303S	2.000 Watt		Ø 52 - 250 mm	Ø 52 - 202 mm		530/830/1.130	6,9 kg	G 1/2"	200100086




DUSS BREAKERS AND DEMOLITION HAMMERS



DUSS breakers and demoliton hammers									
Type	Rated power	Break power in B45 with point chisel	Impact energy joule	Number of strokes p / min	Continual RPM	Impact force adjustable	Machine weight	Tool holder	Article number
PK2	710 Watt	ca. 55 kg/h	0 - 3,6	0 - 3.700	-	Stepless	3,6 kg	SDS plus	200100002
PKX4A	820 Watt	ca. 135 kg/h	0 - 8,4	0 - 3.200	"Feedback"	Stepless	5,4 kg	SDS max	200100047
PKX7	1.150 Watt	ca. 280 kg/h	5 - 10,5	1.500 - 2.900	"Feedback"	Stepless	7,3 kg	SDS max	200100055
PK35	680 Watt	ca. 90 kg/h	0 - 5,3	0 - 3.400	-	Stepless	3,7 kg	16 mm Hexagon	200100040
PK45	710 Watt	ca. 100 kg/h	0 - 6,4	0 - 3.000	"Feedback"	Stepless	4,5 kg	16 mm Hexagon	200100043
PK45A	710 Watt	ca. 100 kg/h	0 - 6,4	0 - 3.000	"Feedback"	Stepless	4,9 kg	16 mm Hexagon	200100044
PK75	1.050 Watt	ca. 260 kg/h	5 - 9,5	1.500 - 2.900	"Feedback"	Stepless	5,6 kg	16 mm Hexagon	200100049
PK75A	1.150 Watt	ca. 280 kg/h	5 - 10,5	1.500 - 2.900	"Feedback"	Stepless	6,6 kg	16 mm Hexagon	200100052
PK160	1.300 Watt	ca. 475 kg/h	10 - 18	1.200 - 2.200	"Feedback"	Stepless	9,5 kg	22 mm Hexagon	200100058
PK300	1.700 Watt	ca. 680 kg/h	14 - 26	1.000 - 1.900	"Feedback"	Stepless	12,2 kg	22 mm Hexagon	200100061
PK600	2.000 Watt	ca. 1.220 kg/h	18 - 41	850 - 1.500	"Feedback"	Stepless	17,4 kg	22 mm Hexagon	200100063

Dust extraction MASH and MASP for breaking and demolition hammers. Dust-free demoliting and breaking in enclosed spaces



MASH 1
Suitable for P30, PK35, PK45, PK75, PK75A

MASH 2
Suitable for P60, P60A, P90, PX48, PX76, PX78, PX96

MASP
Suitable for PKX4, PKX7, PK160, PK160A, PK300, PK600

unika Q-BIT CONCRETE HAMMER DRILLS, DUST-FREE DRILLING IN STONE

Unika Q-BIT SDS+ or SDS MAX drills are equipped with an internal extraction channel. A new design for concrete hammer drill bits. Dust (quartz dust) and drill cuttings that are released during drilling are extracted directly by the tip of the drill, source extraction. The adapter Ø35mm is connected to the vacuum cleaner hose.

8561000023 - Adapter type RJ SDS+ € 56,30
8561000025 - Adapter type RJ SDS Max € 54,40



Q-BIT SDS+ concrete hammer drills excl. adapter					
Type	Diameter Ø mm	Total length mm	Working length mm	Article number	Price
QSX10	10	260	130	8561100260	€ 36,90
QSX12	12	260	130	856120260	€ 39,60
QSX14	14	260	130	8561140260	€ 40,65
QSX16	16	260	130	8561160260	€ 42,65
QSX18	18	280	150	8561180280	€ 44,75
QSX20	20	280	150	8561200280	€ 48,75
QSX22	22	330	200	8561220330	€ 56,30

Q-BIT SDS MAX concrete hammer drills excl. adapter					
Type	Diameter Ø mm	Total length mm	Working length mm	Article number	Price
QSM16	16	595	400	8561160595	€ 87,05
QSM18	18	595	400	8561180595	€ 89,15
QSM20	20	595	400	8561200595	€ 90,95
QSM22K	22	405	210	8561220405	€ 75,75
QSM22	22	595	405	8561220595	€ 94,75
QSM25	25	595	400	8561250595	€ 101,00
QSM28	28	595	400	8561280595	€ 113,00
QSM32	32	595	400	8561320595	€ 122,00



ERLO

GEAR DRIVEN DRILLING AND TAPPING MACHINES WITH AUTOMATIC FEED

- Solid construction.
- Strong column.
- Hardened and grounded high-quality steel gears.
- Reliable, strong, sturdy, precise and maintenance-free.
- Declared capacity ERLO machines in ST70.

Exposed machines come complete with:

Automatic feed, coolant installation, left and right turning (tapping), machine light, tool ejector and depth stop.


Erlo machines are ideal for Flowdrill friction drilling. Please do not hesitate to contact us. We can advise you the best machine for this type of machining.

Flowdrill starterset MC2

Our starter pack contains the basic equipment for flow drilling. Clear and compact in a system case. Set price i.c.m. Flow drill M8 short (standard)



PRICE
€ 485,-



ERLO	TSAR25	TSAR32	TSAR40
Drill capacity Ø mm	25	32	40
Tap capacity Ø mm	M22	M28	M32
Spindle cone MT	3	4	4
Distance spindle-column	250	300	350
Column Ø mm	100	125	150
Number of speeds	8	8	8
RPM min./max.	65 - 3060	75 - 2100	93 - 1420
Motor 400Volt/kW	0,825 / 1,2 kW	0,75 / 1,15 kW	1,5 kW
Weight kg	260	300	435
Article number	230100046	230100058	230100088



WISENT GEAR DRIVEN BENCH AND COLUMN DRILLING TAPPING MACHINES

- Manual feed
- Easy speed switching
- Adjustable depth stop
- Solid rigid construction
- With height adjustable head
- Reliable, sturdy, extra strong column and low maintenance

All Wisent drills are supplied with a drill protection cover with micro switch and comply with the CE machine guidelines.

Drill chucks and drilling tools available on request.



Wisent machine lighting

- LED lamp 230Volt/6Watt
- Magnetic base, Ø82 mm
- Flexible arm, length 400 mm
- Article number 674300014

PRICE
€ 160,-

Wisent coolant unit

- 400Volt connection with switch
- Flexible cooling hose with magnetic base
- 16 liter reservoir dimensions 370 x 250 x 180 mm
- Article number 674300010

PRICE
€ 295,-



DG25
PRICE
€ 2.380,-



DCG25
PRICE
€ 2.600,-

WISENT	DG25	DCG25
Drill capacity Ø mm	25	25
Tap capacity Ø mm	-	-
Spindle cone MT	3	3
Discharge mm	255	255
Column Ø mm	110	110
Amount of Speeds	8	8
RPM min./max.	105 - 2900	105 - 2900
Motor 400Volt/kW	0,7 / 0,9 kW	0,7 / 0,9 kW
Weight kg	145	190
Article number	667100034	667100035



WISENT V-BELT DRIVEN BENCH AND COLUMN DRILLING AND TAPPING MACHINES

All Wisent drilling machines are supplied with drill protection cover with microswitch and meets the most recent CE machine guidelines. Bench drilling machines also available in 230V. Drill chucks and drilling tools available on request.

- Manual and automatic feed.
- Machine LED lighting.
- Adjustable depth stop.
- Height-adjustable drilling table.
- Extra strong column.
- Reliable, sturdy, and low maintenance.



D1612
PRICE
€ 1.195,-



D2312
PRICE
€ 1.275,-



D23VT
PRICE
€ 2.750,-



D23VT/C
PRICE
€ 3.560,-

V-belt driven bench drilling and tapping machines				
Type	D1612	D2312	D23VT	D23VT/C
Drill capacity Ø mm	16	23	23	23
Tap capacity Ø mm	-	-	M10	M10
Spindle cone MT	2	2	2	2
Distance spindle-column mm	180	180	180	180
Column Ø mm	80	80	80	80
Number of speeds	12	12	Variable	Variable
RPM min./max.	300 - 2360	300 - 2360	150 ~ 3000	150 ~ 3000
Motor 400Volt/kW	0,375 kW	0,75 kW	0,75 kW	0,75 kW
Weight kg	74	78	98	160
Article number	253500004	253500010	253500011	253500111



DC2509
PRICE
€ 1.950,-



DC3218P
PRICE
€ 3.055,-



DC32VP
PRICE
€ 3.515,-



DT32VA
PRICE
€ 4.800,-



DT40VA
PRICE
€ 5.385,-



DTA32VP
PRICE
€ 5.800,-



DTA40VP
PRICE
€ 6.800,-


	V-belt driven column drilling machines			Belt driven column drilling and tapping machines			
	Manual feed			Manual feed		Automatic feed	
Type	DC2509	DC3218P	DC32VP	DT32VA	DT40VA	DTA32VP	DTA40VP
Drill capacity Ø mm	25	32	32	32	40	32	40
Tap capacity Ø mm	-	-	-	M16	M20	M16	M20
Spindle cone MT	3	3	3	3	4	3	4
Distance spindle-column mm	225	210	210	230	300	240	265
Column Ø mm	92	92	92	102	115	92	115
Number of speeds	9	18	2-Variable	2-Variable	2-Variable	1-Variable	2-Variable
RPM min./max.	220 - 1660	105 - 2650	100 - 2470	80 ~ 2500	70 ~ 2000	150 ~ 2500	65 ~ 2000
Motor 400Volt/kW	0,75 kW	1,125 kW	1,125 kW	1,5 kW	2,2 kW	1,5 kW	1,5 kW
Weight kg	143	176	176	290	330	300	400
Article number	253500016	253500019	253500022	253500029	253500032	253500091	253500095



WISENT

COLUMN DRILLING TAPPING MACHINE DTA40VP WITH AUTOMATIC FEED

- 400Volt, 3 Phase, 1,5 kW AC drilling motor
- Variable adjustable speed 65 ~ 2.000 RPM
- Tap function (left and right spinning)
- Automatic feed
- Machine LED lighting
- Adjustable depth stop
- Reliable, sturdy, extra strong column and low maintenance



WISENT DTA40VP	
Drill capacity Ø mm	40 mm
Tap capacity	M20
Spindle cone MT	MT4
Distance spindle-column	265 mm
Column	115 mm
Number of speeds	2 Variable
RPM min./max.	65 ~ 540 / 245 ~ 2.000
Dimensions drilling table	560 x 470 mm
T-slots table (3pcs) mm	14 mm
Distance spindle - table	Min.250/Max.650
Dimensions base	490 x 690 mm
Motor 400Volt	1,5 kW
Weight kg.	400 kg
Article number	253500095

DTA40VP
PRICE
€ 6.800,-

Drill chucks and drilling tools available on request



WISENT ACCESSORIES

WISENT keyed chuck

KDC1613, B16 1 - 13 mm € 70,-
 KDC1616, B16 3 - 16 mm € 87,-



WISENT drill chuck arbors

Drill chuck arbors MC2/B16 € 15,-
 Drill chuck arbors MC3/B16 € 16,-
 Drill chuck arbors MC4/B16 € 18,-




WISENT drill guards

Standard equipped with micro switch. Protective cover rotatable by 180° and adjustable in height
 Protective glass of type M2 and L2 adjustable in height
 Suitable for all WISENT bench and column drilling machines and various other brands




WISENT drill guard				
Type	M1	M2	L1	L2
Width mm	230	230	270	270
Height protective glass mm	200	120 ~ 200	200	120 ~ 200
Suitable for o.a.:	Universeel	DC3218P/DC32VP	DT32VA/DT40VA	DT32VA/DT40VA
Article number	253500050	253500070	253500075	253500080
Price	€ 139,-	€ 196,-	€ 177,-	€ 242,-

WISENT machine clamp 'Easy Move'	
Jaw width mm	120
Vice opening mm	100
Weight ± kg	20
Article number	667200146
Price	€ 295,-



Can be quickly adjusted horizontally



Radially and diagonally adjustable



With profile clamping jaws



With prism insert clamping jaws




WISENT machine clamp type MK		
Type	MK100	MK125
Jaw width mm	105	125
Vice opening mm	100	125
Weight ± kg	5	12
Article number	667200100	667200110
Price	€ 80,-	€ 110,-

WISENT machine clamp type ZMK			
Type	ZMK100	ZMK140	ZMK200
Jaw width mm	100	140	200
Vice opening mm	100	140	200
Weight ± kg	9	18	34
Article number	667200130	667200132	667200134
Price	€ 136,-	€ 225,-	€ 305,-



With flat clamping jaws



MK D-serie with turn plate



With prism insert clamping jaws



ZMK S-serie with quick adjustment

WISENT machine clamp type MK D			
Type	MK4D	MK5D	MK6D
Jaw width mm	100	130	150
Vice opening mm	100	130	150
Weight ± kg	14	28	39
Article number	667200120	667200122	667200124
Price	€ 230,-	€ 305,-	€ 355,-


WISENT machine clamp type ZMK S			
Type	ZMK100S	ZMK140S	ZMK200S
Jaw width mm	100	140	200
Vice opening mm	100	140	200
Weight ± kg	7	13	26
Article number	667200140	667200142	667200144
Price	€ 178,-	€ 256,-	€ 350,-



WISENT CUTTERS

Tungsten Carbide quality core drills with Micro Grade cutting surface, high quality, long tool life, sharpenable, good chip removal, smooth finish, specially designed cutting surface, low priced, gives a perfect result.

Core drills equipped with Weldon 19mm and "One-touch" recording, fit into the most common machines. Suitable for drilling in normal, alloy steel and difficult to cut materials.



WISENT cutters		
Type	Length	Ø mm
HSS 30L	30 mm	12 - 70
HSS 55L	55 mm	12 - 70
HM 35L	35 mm	12 - 52
HM 50L	50 mm	12 - 150
HM 75L	75 mm	12 - 70

Diameter mm	WISENT high speed steel cutters		WISENT hard metal cutters	
	HSS 30L	HSS 55L	HM 35L	HM 50L
Ø 12	€ 29,25	€ 39,15	€ 52,10	€ 71,25
Ø 14	€ 29,25	€ 39,15	€ 52,10	€ 71,25
Ø 15	€ 29,25	€ 39,15	€ 52,10	€ 71,25
Ø 16	€ 29,25	€ 40,05	€ 52,10	€ 71,25
Ø 17	€ 31,15	€ 41,30	€ 52,10	€ 71,25
Ø 18	€ 32,70	€ 44,10	€ 55,40	€ 71,25
Ø 20	€ 35,45	€ 46,75	€ 55,40	€ 71,25
Ø 22	€ 38,55	€ 52,70	€ 58,85	€ 75,20
Ø 24	€ 43,50	€ 55,20	€ 58,85	€ 75,20
Ø 26	€ 47,20	€ 59,50	€ 61,00	€ 77,90
Ø 28	€ 53,65	€ 66,55	€ 61,00	€ 77,90
Ø 30	€ 58,00	€ 75,35	€ 61,00	€ 77,90

WISENT pilot pins					
Pilot pins	Price	HSS 30L	HSS 55L	HM 35L	HM 50L
4,75 x 75L	€ 10,40	Ø 12 - 13 mm			
6,35 x 75L	€ 10,40	Ø 14 - 80 mm			
4,75 x 100L	€ 11,95		Ø 12 - 13 mm		Ø 12 - 13 mm
6,35 x 100L	€ 11,95		Ø 14 - 80 mm		
4,75 x 85L	€ 13,20			Ø 12 - 13 mm	
7,1 x 91L	€ 13,20			Ø 14 - 15 mm	
8,0 x 91L	€ 13,20			Ø 16 - 52 mm	
6,35 x 112L	€ 14,90				Ø 14 - 17 mm
8,0 x 112L	€ 14,90				Ø 17,5 - 70 mm
8,0 x 138L	€ 32,75				Ø 71 - 150 mm

WISENT CUTTER SETS

WISENT cutter set HSS 30L

Complete with pilot pins and cutters:

- 1 x 14 mm
- 1 x 16 mm
- 1 x 18 mm
- 1 x 20 mm
- 1 x 22 mm
- 1 x 24 mm



€ 172,-

Article nr. 602130101

WISENT hard metal cutter set HM 35L

Complete with pilot pins and cutters:

- 1 x 14 mm
- 1 x 16 mm
- 1 x 18 mm
- 1 x 20 mm
- 1 x 22 mm
- 1 x 24 mm



€ 276,-

Article nr. 602130107



WISENT PORTABLE MAGNETIC BASE DRILLING MACHINE

- Shaft Weldon 19mm
- Adjustable slide plates guide
- Drilling unit additionally adjustable in height
- Feed handle can be mounted on either side of the machine
- Compact, lightweight, strong and the right balance
- SMD35 equipped with integrated coolant system
- Supplied complete in plastic case



€ 52,-

WISENT keyed chuck

2 - 13 mm
Article nr. 602010025



€ 45,-

WISENT magnetic stick type WMS


Easy and fast clearing of loose chips
Powerful magnet, great adhesive force
Article nr. 674300425



€ 42,-

WISENT chuck adaptor

Weldon 19 mm - 1/2"
Article nr. 602010030



SMD30

PRICE
€ 530,-



WISENT

PRICE
€ 530,-

PRICE
€ 615,-

WISENT	SMD30	SMD35
Voltage	230Volt, 1Ph	230Volt, 1Ph
Electric motor	1.050 Watt	1.050 Watt
Feed	Manual	Manual
Drill capacity	Ø 30 mm	Ø35mm
Drill depth	50 mm	50mm
Magnet holding power	750 kgf	750 kgf
RPM	750 RPM	550/750 RPM
Coolant system	No, optional	Yes
Weight	11 kg	14 kg
Article number	602000030	602000035



PRICE
€ 1.795,-



PRICE
€ 1.345,-




NITTO	CLA-2720	LO-3550
Voltage	18Volt, 4,0 Ah	230Volt, 1Ph
Electric motor	-	800
Feed	Manual	Manual
Drill capacity	27	35
Drill depth	20	50
Magnet holding power	561	560
RPM	430	940
Coolant system	No	No
Weight	7 kg	9 kg
Article number	500400728	500400729



PORTABLE MAGNETIC BASE DRILLING MACHINE

- Protected against overload
- Cutter quick change system "one-touch"
- With integrated coolant system
- Adjustable slide plates guide
- Compact, lightweight, strong and the right balance
- "Smartstop / Rapid restart" technology, saves time and cutters
- Spindle guide prevents cutter breakage



WA-3500
PRICE
€ 1.525,-



PRICE
€ 1.110,- PRICE
€ 1.740,- PRICE
€ 1.525,- PRICE
€ 1.600,- PRICE
€ 4.180,- PRICE
€ 4.525,- PRICE
€ 6.525,-

WOJ-3200	AO-5575A	WA-3500	WA-5000	QA-4000	QA-6500	ARA-100A
230Volt, 1Ph	230Volt, 1Ph	230Volt, 1Ph	230Volt, 1Ph	230Volt, 1Ph	230Volt, 1Ph	230Volt, 1Ph
950	950	950	1.150	680	1.010	1.800
Manual	Manual	Automatic	Automatic	Automatic	Automatic	Manual
32	55	35	50	40	65	100
50	75	50	75	35	50	75
918	1020	720	1000	720	1000	1.733
870	520	950	350/650	750	400/750	110-220 / 330-660
Yes	Yes	Yes	Yes	Yes	Yes	Yes
13 kg	17,5 kg	20 kg	23 kg	18,5 kg	26 kg	30 kg
500100154	500100164	500100172	500100175	500100184	500100187	500100188



PORTABLE DOUBLE-ACTION HYDRAULIC PUNCHERS

- Large capacity portable puncher
- Suitable for steel and stainless steel (anti-vibration)
- Double acting
- Fast, safe and quiet
- Easily movable
- Centering device, automatic punching cycle




Price complete with:

NITTO puncher, Hose set of 5 meter, aggregate and punch + die Ø22 mm

Punch bracket HS11-1624
+ pump HA14B (fast)

PRICE
€ 7.800,-



Punch bracket HS11-1624
+ pump HPD05

PRICE
€ 6.150,-



Portable hydraulic punch units										
Type	Max. punch capacity	Max. punch thickness	Max. throat depth	Max. pressure kgf/cm	Max. output kN	Ram stroke mm	Cycle time met HA14B	Cycle time met HPD05	Weight Sefler kg	Article nr. set
HS06-1322	22 mm	13 mm	60 mm	700	367	21	7 sec	12 sec	20,5	500100115
HS07-1624	26 mm	16 mm	70 mm	700	464	25	7 sec	18 sec	25,5	500100112
HS11-1624	26 mm	16 mm	110 mm	700	464	25	7 sec	18 sec	30	500100109

PUNCHES AND DIES

Round punches and dies available from Ø8 to Ø26 mm, oblong hole punches and dies available up to 25x18mm. For 25 and 26 mm separate intake is required.

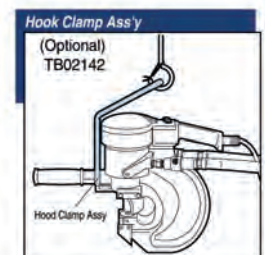


Round punches			Round dies	
Diameter	NITTO punch	WISENT punch	NITTO dies	WISENT dies
Ø 8	€ 62,30	€ 34,95	€ 47,60	€ 42,65
Ø 10	€ 62,30	€ 34,95	€ 47,60	€ 42,65
Ø 12	€ 62,30	€ 34,95	€ 47,60	€ 42,65
Ø 14	€ 62,30	€ 34,95	€ 47,60	€ 42,65
Ø 15	€ 62,30	€ 34,95	€ 47,60	€ 42,65
Ø 16	€ 62,30	€ 34,95	€ 47,60	€ 42,65
Ø 18	€ 62,30	€ 34,95	€ 47,60	€ 42,65
Ø 20	€ 62,30	€ 34,95	€ 47,60	€ 42,65
Ø 22	€ 62,30	€ 34,95	€ 47,60	€ 42,65
Ø 24	€ 62,30	€ 34,95	€ 47,60	€ 42,65

ACCESSORIES NITTO PUNCH UNITS

NITTO balancers				
Type	Capacity kg	Suitable for :	Article nr.	Price
TW22	15 ~ 22	HS06-1322	5003000001	€ 315,00
TW30	22 ~ 30	HS07-1624	5003000004	€ 330,00
TW40	30 ~ 40	HS11-1624	5003000006	€ 430,00

NITTO hook clamp			
Article nr.	Description	Article nr.	Price
TB02142	Hook clamp for HS series	5003000050	€ 235,00





PORTABLE HYDRAULIC PUNCH UNIT HS11-1624 SET

- Large capacity portable puncher
- Suitable for steel and stainless steel (anti-vibration)
- Double acting
- Fast, safe and quiet
- Easily movable
- Centering device, automatic punching cycle

Price complete with:

NITTO puncher, Hose set of 5 meter, aggregate and punch + die Ø22 mm

Optional: Balancer



Nitto punch bracket HS11-1624

Optional: suspension bracket

Return Operation during cycle possible

Centering device and Automatic punching cycle

Rotatable impact protection

Double-acting for optimal positioning

Very strong C bracket with a large payload

HS11-1624 Set

- NITTO punch bracket
- 5 meter hose set
- Aggregate
- Punch + Die

PRICE

€ 7.800,-

Inclusive options:

- Balancer
- Suspension bracket

PRICE

€ 8.465,-

Cycle time at maximum capacity 7 seconds

NITTO PUNCHER TYPE HS11-1624	
Max. pressure mm	110
Max. punch cap. Ø mm	26
Max. punch thickness mm	16
Max. pressure kgf/cm ²	700
Max. output kN	464
Ram stroke mm	25
Cycle time with HA14B sec.	7
Weight	30 kg
Art.nr complete with HA14B	500100109



Wisent aggregate HA14B

SALES MAGAZINE 2024

- Bevel milling machines • Portable punching machines • Bending machines • Drilling and combi hammers
- Band saw machines • Circular sawing machines • Belt grinders • Diamond core drilling machines
- Pipe processing machines • Column drilling machines • Electromagnetic base drilling machines

WISENT THOMAS COCO DUSS ERLO REX CBC NITTO MP3 WAL-ZER GERIMA



Portable
band saw machines



Stationary
band saw machines



Stationary
circular saw machines



Double column
band saw machines



Core drilling machines



Column drilling machines



Installation tools



Pipe benders



Bevel milling machines



Bend presstables



Belt grinders



Threading machines

 **Electrotool**

YOUR DEALER

Industrieterrein Stormpolder
Van Utrechtweg 18
2921 LN Krimpen aan den IJssel
Tel. 0180-519255
info@electrotool.nl
www.electrotool.nl