

**MANUAL HORIZONTAL BAND SAWS ZIP 22**

Manual horizontal bandsaw for small and medium sized ferrous material.  
 One way miter cutting (from 0° to 60° right).  
 Two cutting speeds.  
 Blade rotation start switch with maintained action on the sawframe grip.  
 Control panel set on a fixed arm support.  
 Coolant liquid with electropump and crucible.  
 Pedestal in steel plate.

**Manual cutting cycle**

*Vice locking of material to cut. The saw band runs as long as the operator holds the gripswitch on the sawframe lever. Manual pull down and rise of the sawframe.*

**TECHNICAL FEATURES**

Cast-iron sawframe on twin tapered bearings and ring nut to provide greater stability and vibration free cutting.  
 Mechanical blade tension with handwheel.  
 Vice with quick lock lever.  
 Blade guide through a series of rollers.  
 Anti-corrosion treatment with electrolytic nickel-plating and galvanization zinc plating ensure long lasting cutting precision.  
 Electric installation according CE regulations.  
 Set of fuses against current overload.  
 Motor protected thermal feeler. Safety microswitch on the blade protection.  
 Severe tests on mechanical tolerances, electric installation and final performance test.

**STANDARD EQUIPMENT**










Set of service spanners.  
 Bar stop rod with millimeter scale.  
 Material support.  
 Bi-metal sawband 2085x20x0,9.  
 Certificate of conformity according to Machine Directive 2006/42/CE  
 Instruction manual with exploded view for spare parts identification.

**OPTIONAL EQUIPMENT**

Single phase motor kW 0,9  
 HB device to control the sawframe down feed thanks to the hydraulic regulator  
 Rollerway on loading side 2 mt  
 Rollerway on unloading side 2 mt with bar stop

**TECHNICAL SUPPORT**

Technical support from the local service centre.  
 Thomas spare parts supply.

<b>ZIP 22</b>		0°	45°	60°	
					
		180	120	50	
		180	110	50	
		200x150	120x110	50x70	
	kW	mt/min			
2085 x 20 x 0,9	0,5-0,75	30-60	205 mm	165 Kg	
				A= 1550 mm B= 1290 mm H= 1650 mm	
<b>OPTIONALS</b>	